

havasis

ÇÖZÜMÜN
İLK ADI



Kurumsal & Ürünler

havasis.com.tr



Sipariş & Danışma Hattı

0549 449 3535

Teklif & Ürün Bilgi

hemendene@havasis.com.tr

Kalibrasyon & Bakım Onarım Merkezi

servisdestek@kalibo.com.tr



DUROFIX™

60v



Quality · Durability · Reliability · Value

With more than 30 years on power tool development, Durofix has become one of the leading portable power tool manufacturers in the world. Our product range covers construction, woodworking, automotive and industrial tools for professionals and high-end hobby users. Supported by our electronics division of the Mobiletron Group, we own and apply advanced Lithium-ion battery management, electronic control and brushless motor technologies to fabricate state-of-the-art portable power tools. We commit to developing innovative and reliable products and providing excellent worldwide services in the Americas, Europe and Asia-Pacific.

EXTREME
60v
POWER

CONTROL + MOTOR INTEGRATED DESIGN

Energy Saving, Higher Efficiency & Longer Life-span

NO CARBON BRUSH WORN OUT

No Sparking & Heat Generating

ELECTRONIC TORQUE CONTROL (ETC)

Torque Output Control Much More Precisely



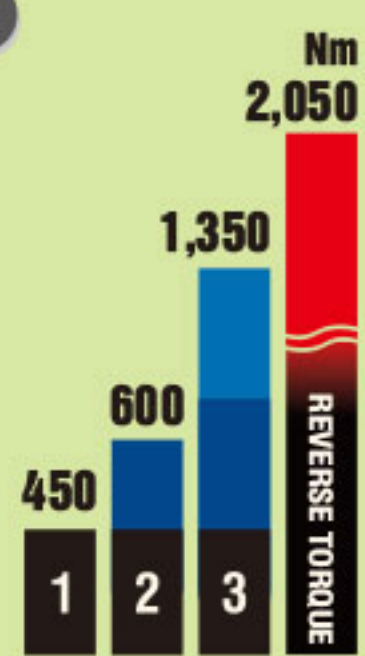
60v

- ★ HIGHER VOLTAGES, LESS CURRENT DRAW
- ★ BETTER EFFICIENCY, LOWER LOSSES BY HEAT
- ★ FIRST TO THE MARKET

RI60164
Li-ion 60V BRUSHLESS Jumbo Impact Wrench

- Electronic torque & speed control
- Longer running time & life cycle
- 2,050 Nm max. reverse torque
- Durable metal gearbox housing
- Built-in LED light for convenient illumination during work
- Battery indicator shows battery status

Model Number	RI60164
Voltage	60 Vdc
Drive	1/2" Square
Max. Reverse Torque	2,050 Nm (1,500 ft-lbs)
Max. Tightening Torque	450 / 600 / 1,350 Nm (332 / 450 / 1,000 ft-lbs)
No Load Speed	0-900 / 0-1,200 / 0-1,600 RPM
Impacts per Minute	0-2,400 IPM
Tool Weight	3.83 kg (8.42 lbs)



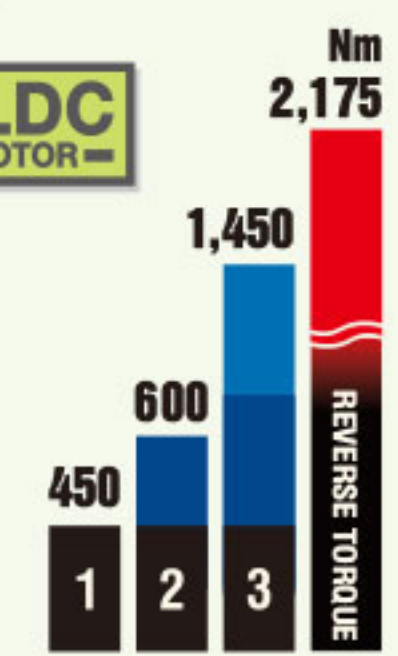
powered by LI-ION TECH
60V CHARGERS & BATTERY PACK



RI60164-6
Li-ion 60V BRUSHLESS 3/4" Jumbo Impact Wrench

- Electronic torque & speed control
- Longer running time & life cycle
- 2,175 Nm max. reverse torque
- Durable metal gearbox housing
- Built-in LED light for convenient illumination during work
- Battery indicator shows battery status

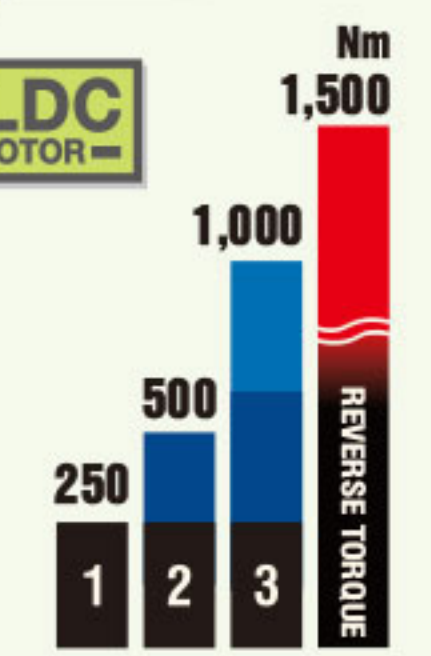
Model Number	RI60164-6
Voltage	60 Vdc
Drive	3/4" Square
Max. Reverse Torque	2,175 Nm (1,605 ft-lbs)
Max. Tightening Torque	450 / 600 / 1,450 Nm (332 / 450 / 1,070 ft-lbs)
No Load Speed	0-900 / 0-1,200 / 0-1,600 RPM
Impacts per Minute	0-2,400 IPM
Tool Weight	3.83 kg (8.42 lbs)



RI60158
Li-ion 60V BRUSHLESS Jumbo Impact Wrench

- Electronic torque & speed control
- Longer running time & life cycle
- 1,500 Nm max. reverse torque
- Durable metal gearbox housing
- Built-in LED light for convenient illumination during work
- Battery indicator shows battery status

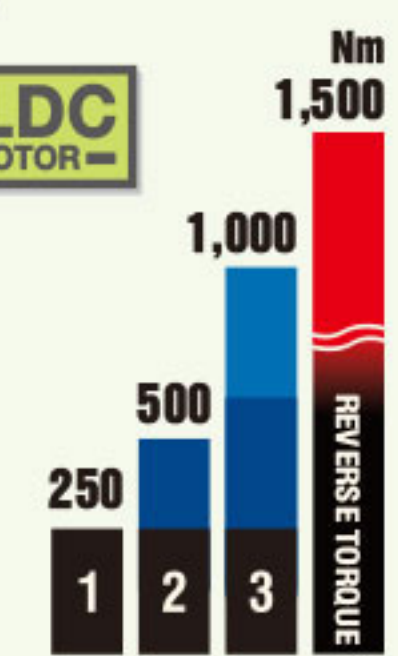
Model Number	RI60158
Voltage	60 Vdc
Drive	1/2" Square
Max. Reverse Torque	1,500 Nm (1,100 ft-lbs)
Max. Tightening Torque	250 / 500 / 1,000 Nm (185 / 370 / 740 ft-lbs)
No Load Speed	0-1,100 / 0-1,500 / 0-1,600 RPM
Impacts per Minute	0-2,400 IPM
Tool Weight	3.53 kg (7.77 lbs)



RI60158-6
Li-ion 60V BRUSHLESS 3/4" Jumbo Impact Wrench

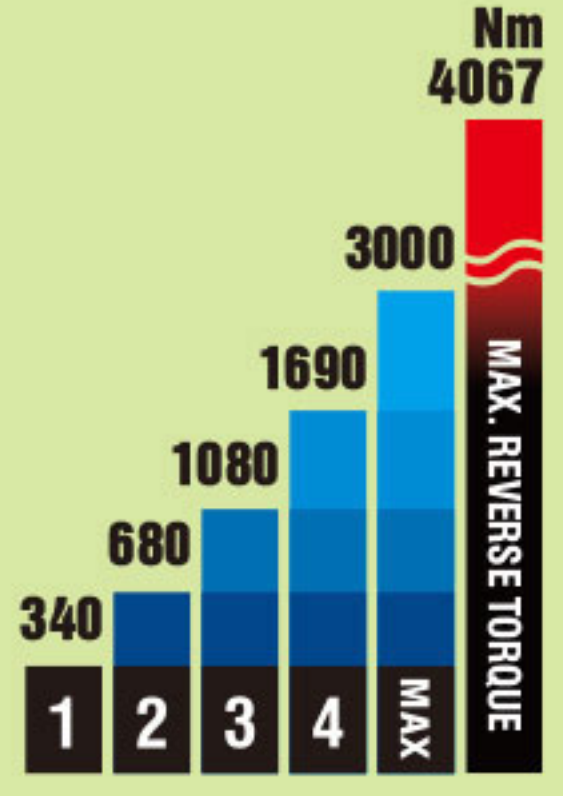
- Electronic torque & speed control
- Longer running time & life cycle
- 1,500 Nm max. reverse torque
- Durable metal gearbox housing
- Built-in LED light for convenient illumination during work
- Battery indicator shows battery status

Model Number	RI60158-6
Voltage	60 Vdc
Drive	3/4" Square
Max. Reverse Torque	1,500 Nm (1,100 ft-lbs)
Max. Tightening Torque	250 / 500 / 1,000 Nm (185 / 370 / 740 ft-lbs)
No Load Speed	0-1,100 / 0-1,500 / 0-1,600 RPM
Impacts per Minute	0-2,400 IPM
Tool Weight	3.53 kg (7.77 lbs)



1" JUMBO IMPACT WRENCH

- ◆ Two 60V (2.5Ah / 150Wh) Batteries for either 250+ 1-1/4" Bolts or 150+ Lug Nuts
- ◆ Removable & 360° Adjustable Side Handle
- ◆ Dual Battery System for Double Capacity & Runtime
- ◆ Pneumatic Replacement-Free from Compressor & Hoses
- ◆ Auto Shut off for 4 Different Torque Settings



Model Number	RI60176E	RI60176
Voltage	60 Vdc	
Drive	1" Square	
Max. Reverse Torque	4,067 Nm (3,000 ft-lbs)	
Max. Tightening Torque	3,000 Nm (2,212 ft-lbs)	
Torque Setting Range	340 / 680 / 1,080 / 1,690 Nm (250 / 500 / 800 / 1,250 ft-lbs)	
No Load Speed	0-1,200 RPM	
Impacts per Minute	0-1,450 IPM	
Tool Weight	12.72 kg (27.98 lbs)	12.00 kg (26.40 lbs)

RAILWAY IMPACT WRENCH

- ◆ Dual Battery System for Double Capacity & Runtime
- ◆ Extended Handle Design – Operation without Bending over
- ◆ 36 Torque Settings for Auto Shut off
- ◆ Two Side LEDs for Workplace Visibility



Model Number	RI60180A2-6
Voltage	60 Vdc
Drive	3/4" Square
Max. Reverse Torque	2,175 Nm (1,605 ft-lbs)
Max. Tightening Torque	1,450 Nm (1,070 ft-lbs)
Auto Shut Off (36 Setting)	150/160/170...500 Nm (Numerical indication)
No Load Speed	0-1,600 RPM
Impacts per Minute	0-2,000 IPM
Tool Weight	7.85 kg (17.27 lbs)





RK60132
Li-ion 60V BRUSHLESS 13 mm
2-Speed Jumbo Hammer Drill / Driver

- Longer running time & life cycle
- 21 torque settings + drill mode + hammer drill mode
- All metal gearbox housing
- Built-in LED light for convenient illumination during work
- Battery indicator shows battery status

Model Number	RK60132
Voltage	60 Vdc
Chuck Capacity	1/2" (13 mm)
Max. Torque	120 Nm (1,062 in-lbs)
No Load Speed	0-550 / 0-2,000 RPM
Blows per Minute	30,000 BPM
Tool Weight	2.56 kg (5.63 lbs)



JUMBO

BLDC MOTOR

MAX. TORQUE 120 Nm

RI60166A1
Li-ion 60V BRUSHLESS Impact Wrench

- Electronic torque & speed control
- Longer running time & life cycle
- 3 fastening modes for different applications
- Durable metal gearbox housing
- Built-in LED light for convenient illumination during work
- Battery indicator shows battery status

Model Number	RI60166A1
Voltage	60 Vdc
Drive	1/2" Square
Max. Reverse Torque	800 Nm (590 ft-lbs)
Max. Tightening Torque	100 / 300 / 500 Nm (73 / 221 / 370 ft-lbs)
No Load Speed	0-1,500 / 0-1,800 / 0-2,500 RPM
Impacts per Minute	0-3,000 IPM
Tool Weight	2.04 kg (4.48 lbs)



RY6001
Li-ion 60V BRUSHLESS Rotary Hammer Drill

- 3-Mode Selector Switch
- Chisel Positioning
- Side Handle For reduces user's fatigue
- Built-in LED light for convenient illumination during work
- Battery indicator shows battery status

Model Number	RY6001
Voltage	60 Vdc
Chuck	SDS Plus
Impact Energy	2.3 J
No Load Speed	0-1,700 RPM
Blows per Minute	0-5,600 BPM
Drill Capacity	Concrete 24 mm (15-16") Steel 13 mm (1/2") Wood 26 mm (1")
Tool Weight	2.96 kg (6.50 lbs)

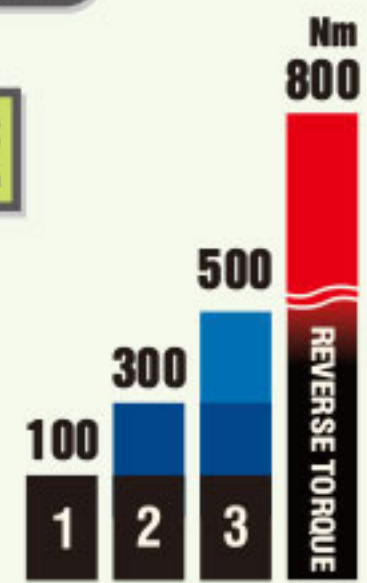
SDS plus

BPM 0-5600

BLDC MOTOR

TORQUE CONTROLLED

BLDC MOTOR



RI60165A1
Li-ion 60V BRUSHLESS Impact Driver

- Electronic torque & speed control
- Longer running time & life cycle
- 3 fastening modes for different applications
- Durable metal gearbox housing
- Built-in LED light for convenient illumination during work
- Battery indicator shows battery status

Model Number	RI60165A1
Voltage	60 Vdc
Drive	1/4 Hex Shank
Max. Tightening Torque	100 / 180 / 270 Nm (73 / 133 / 200 ft-lbs)
No Load Speed	0-1,200 / 0-1,900 / 0-3,000 RPM
Impacts per Minute	0-3,000 IPM
Tool Weight	2.04 kg (4.48 lbs)

TORQUE CONTROLLED

BLDC MOTOR

MAX. TORQUE 270 Nm



RS6020
Li-ion 60V BRUSHLESS 7" Angle Polisher

- Longer running time & life cycle
- High performance and advanced ergonomics
- Dust Cover design increasing performance & extending tool life
- IP56: Superior dust and water resistance
- One/off trigger and lock on • Durable metal gearbox housing
- Variable speed dial • Battery indicator
- Spindle lock button design
- Two position side handle and bail handle

Model Number	RS6020
Voltage	60 Vdc
Pad Size	7" (180mm)
Spindle	5/8"/M14
Speed setting (No load) RPM	800 / 1,000 / 1,200 / 1,400 / 1,600 / 1,800 / 2,000 / 2,200
Speed control	8 settings
Tool Weight	3.15 kg (6.93 lbs)

RPM 0-2200

BLDC MOTOR



8 Settings Variable Speed Dial

RG6020

Li-ion 60V BRUSHLESS Angle Grinder

- Longer running time & life cycle
- **Corded performance** : 15A corded power
- **Dual action trigger** : eliminating accidental trigger actuation
- **Tool-free** for all accessories changing & patent pending guard adjustment
- **IP56**: Superior dust and water resistance
- High performance and advanced ergonomics
- Durable metal gearbox housing
- Spindle lock button design • Battery indicator
- Three position side handle



Quick-locking Flange Nut

Model Number	RG6020-150	RG6020-180	RG6020-230
Voltage	60 Vdc		
Disk Size	6" (150 mm)	7" (180 mm)	9" (230 mm)
Spindle Thread	M14 / 5/8"		
No Load Speed	4000 / 6000 / 9000 RPM	4000 / 6000 / 8000 RPM	6,600 RPM
Tool Weight	3.67 kg (8.07 lbs)	4.74 kg (10.43 lbs)	5.17 kg (11.38 lbs)

RG6019

Li-ion 60V BRUSHLESS Angle Grinder

- Longer running time & life cycle
- Lock-on slide switch provides user comfort in extended use application
- Spindle lock button design for easy grinding disc change
- Three-position side handle provides user comfort and reduces user's fatigue
- Needle bearing construction for extra durability and longer tool life
- Durable metal gearbox housing
- Battery indicator shows battery status



Model Number	RG6019-115	RG6019-125
Voltage	60 Vdc	
Disk Size	4.5" (115 mm)	5" (125 mm)
Spindle Thread	M14 / 5/8"	
No Load Speed	9000 RPM	
Tool Weight	3.44 kg (7.56 lbs)	3.44 kg (7.56 lbs)





MULTI-FUNCTION CONCRETE VIBRATOR

- ◆ No Power Cords & Generator Required
- ◆ Good for Both Indoor & Outdoor Applications, Cramped Areas
- ◆ Easy to Install All Attachments

Interchangeable Attachments

(Vibrators / Wallbrator)

- ◆ ALLOW FOR VERSATILE APPLICATIONS



FLEXIBLE SHAFT RIGID SHAFT / WALLBRATOR

★ Just Unlock the Connector of Flexible Shaft (Turn Clockwise)

★ Just Release 4 Screws of Anti-Vibration Cushion



3x RUN TIME

BATTERY PACK PROTECTIVE COVER

★ Prevents damage due to contamination.



RZ6008-28DL / RZ6008-25DS Li-ion 60V BRUSHLESS (Rigid Shaft) Concrete Vibrator



RZ6008-28DL



RZ6008-25DS




Model Number	RZ6008-28DL	RZ6008-25DS
Voltage	60 Vdc	
No Load Vibrations / Min.	12,500 VPM	13,000 VPM
Vibration Head (Dia. x Length)	Ø 1-1/8" x 25" (Ø 28 x 635 mm)	Ø 1" x 17-5/8" (Ø 25 x 447 mm)

Model Number	RZ6008-28DL	RZ6008-25DS
Rigid Shaft Assembly Length	27-15/16" (710 mm)	20-9/16" (522 mm)
Max. Running Time per pack	100 min.	120 min.
Overall Length	936 mm	748 mm
Tool Weight	5.12 kg (11.20 lbs)	4.22 kg (9.28 lbs)


RZ6008-28FPL / RZ6008-28FP Li-ion 60V BRUSHLESS (Flexible Shaft) Concrete Vibrator



RZ6008-28FPL



RZ6008-28FP



Model Number	RZ6008-28FPL	RZ6008-28FP
Voltage	60 Vdc	
No Load Vibrations / Min.	13,000 VPM	12,500 VPM
Vibration Head (Dia. x Length)	Ø 1-1/8" x 7-5/16" (Ø 28 x 186 mm)	
Flexible Shaft Assembly Length	48-5/16" (1,228 mm)	32-7/16" (824 mm)

Model Number	RZ6008-28FPL	RZ6008-28FP
Max. Running Time per pack	130 min.	200 min.
Overall Length	1,474 mm	1,070 mm
Tool Weight	4.92 kg (10.82 lbs)	3.92 kg (8.62 lbs)

RZ6008-KCA Li-ion 60V BRUSHLESS Concrete Wallbrator

Wallbrator is designed for all types of ICF (Insulating Concrete Form) applications. The tool's high-speed, low-impact vibration ensures proper concrete consolidation with one pass without damaging the ICF's surface.

Model Number	RZ6008-KCA
Voltage	60 V
No Load Vibrations / Min.	9,500 VPM
Vibration Head (Dia. x Length)	Ø 76 x 133 mm (Ø 3" x 5-1/4")
Wallbrator Assembly Length	169.5 mm (6-11/16")
Running Time per Pack	130 min.
Overall Length	396 mm
Tool Weight	4.02 kg (8.84 lbs)



havasis

ÇÖZÜMÜN İLK ADI

Mersinli 2823/1 No: 2/130 Konak / İzmir

ONLINE ALIŞVERİŞ

pahaliyaalma.com



Sipariş & Danışma Hattı

0549 449 3535

KURUMSAL İLETİŞİM

havasis.com.tr

Bursa Bölge

0530 060 1029

Ankara Bölge

0553 251 5537

İstanbul Bölge

0532 440 2191



Teklif & Ürün Bilgi

hemendene@havasis.com.tr

Kalibrasyon & Bakım Onarım Merkezi

servisdestek@kalibo.com.tr