

havasis

ÇÖZÜMÜN
İLK ADI



Kurumsal & Ürünler

havasis.com.tr



Sipariş & Danışma Hattı

0549 449 3535

Teklif & Ürün Bilgi

hemendene@havasis.com.tr

Kalibrasyon & Bakım Onarım Merkezi

servisdestek@kalibo.com.tr

DEPRAG

2023
Katalog

BOSCH
ELEKTRİKLİ
EL ALETLERİ
FİYAT LİSTESİ

OVERVIEW

About us

Page 3

PNEUMATIC TOOLS DEPRAG INDUSTRIAL

END-OF ARM-TOOLING FOR GRINDING AND POLISHING

Deprag Grinding System (DGS), stationary grinder

Page 4



SMART FACTORY - INDUSTRY 4.0

Intelligent Tools DEPRAG INDUSTRIAL

Page 5



GRINDERS

Die grinders - inline design/angle-head design - Model GDS, PB, GDA, GDB

Page 6-10

Straight grinders - Model GS, GST

Page 11

Angle grinders - with direct drive/with angle gear - Model GA(T), PBU

Page 12/13

Belt sanders - Model GB

Page 14

AIR VANE MOTORS FOR GRINDING, MILLING AND DRILLING

Stationary grinders, milling tools and drills for special applications

Page 15

POLISHERS

Polishers - pistolgrip/angle-head form - Model PLU, PA(T), PLP

Page 16

Polishers - radial polisher/orbital sander - Model PS, PLUE, PAE

Page 17

DRILLS

Inline design - Model DS

Page 18

Angle-head design - Model DA, DC

Page 19

Pistolgrip - Model DP, PV(R)

Page 20

TAPPERS

Tappers - inline design/pistolgrip - Model DS, DP

Page 21

IMPACT TOOLS / SCREWDRIVER

Impact tools - Model SMS, SMP, PSR; screwdriver - inline design, reversible - Model PRU

Page 22

HAMMERS

Chipping and riveting hammers - Model HC, HCD

Page 23

Pick hammers - Model HP

Page 24

Breaking (Spade) hammers - Model HB

Page 24

Impact hammers - Model HR

Page 24

Scaler - Model HS

Page 24

NEEDLE SCALERS

Needle scalers - inline design/pistolgrip - Model SN

Page 25

SHEET METAL TOOLS

Metal shears - Model S

Page 26

PLIERS

Pliers for cutting - Model P

Page 27/28

Pliers for mounting of CLIC, COBRA, hose or spring clamps - Model P

Page 29

SAWS

Straight (jig) saws - type PPP, SS; chain saw - Model SH

Page 30

TOOLS FOR USE IN POTENTIALLY EXPLOSIVE ENVIRONMENTS

Impact tools - inline design/pistolgrip - Model SMS, SMP;

Page 31

Drill - Model DP(T)

Page 31

Chain saw - Model SH

Page 31

OTHER PNEUMATIC TOOLS

Files - Model FS, Special Solutions - Assembly tool for mounting of plastic rivets

Page 32

ACCESSORIES, MAINTENANCE & SERVICE OF PNEUMATIC TOOLS

Page 33

ADVANTAGES OF PNEUMATIC POWER TOOLS, APPLICATIONS

Page 34/35

OPERATING CONDITIONS FOR THE USE OF AIR TOOLS

Page 36

RULES OF CONNECTING AIR TOOLS TO AN AIR DISTRIBUTION GRID

Page 37

TYPE KEY

Page 38/39

- Since 1998, DEPRAG CZ a.s. in Lázně Bělohrad is a daughter company of DEPRAG SCHULZ GMBH u. CO. Amberg, a worldwide leader in the production of air-operated tools, screwdriving- and assembly equipment, as well as automation.

- **Our Products - Tools and solutions from a specialist**



Screwdriving Technology

We provide superior technology in all product areas. Our screwdriving technology solutions benefit from the extreme torque accuracy of our shut-off clutch and the renowned robust and reliable design of all our screwdrivers. Screwdriving perfection is our guiding principle and we command undisputed market leadership in many applications.



Automation

Our experience in assembly technology has enabled us to develop first-class solutions. Countless DEPRAG products, such as measuring instruments, controllers and in particular the successful feeding technology, are utilised in our customers' applications. In conjunction with the long-standing experience of our project engineers, we produce assembly machines for a wide variety of client requirements.



Air motors

Today as ever, air motors are of utmost importance as a drive element for machines and equipment. As market leader in this field we provide an extremely versatile programme for the most varied of applications from the food industry to medical technology.



Air Tools

Professional industrial tools such as grinding and polishing machines, drills, hammers, pliers and sheet metal tools are the roots of our company. High performance, reliability and outstanding ergonomic design are the distinguishing characteristics of DEPRAG INDUSTRIAL tools.



NEW



Deprag Grinding System (DGS)
Intuitive and adaptive robotic grinding



NEW



SMART FACTORY - INDUSTRY 4.0
Intelligent Tools DEPRAG INDUSTRIAL



- Since March 12, 2004, DEPRAG CZ is ISO 9001 certified.



- We utilize the most modern production machinery and continuously expand the education of our employees, which results in improved product quality.

- Our main objective is to offer solutions to our customers.

- Our customers can expect outstanding product quality, precision and longevity.

DEPRAG CZ a.s. is an innovative manufacturer of professional industrial tools such as grinders, drills, tappers, hammers, needle scalers, pliers, sheet metal tools, ATEX-certified tools for use in potentially explosive environments and other air tools.

As an industrial user you require excellence in the air tools you use. DEPRAG CZ a.s. offers classic air tools under the brand name DEPRAG INDUSTRIAL for almost any application case. Some of the applications can be found for example in the mining, oil- and gas industry, foundries, automotive industry, machine building, steel industry, ship building or in the aviation industry.

DEPRAG CZ a.s. carries specially adapted tools that perfectly fit your particular application and that are part of our standard assortment. Please contact one of our product specialists if you require help in finding a suitable tool.



DEPRAG



DGS

Deprag Grinding System

Intuitive and adaptive robotic grinding

The DEPRAG Grinding System consists of the End-of-Arm tooling with electronic control for the axial press force. This product is designed for the robotic grinding and polishing in all industrial applications where it is necessary to automate labor-intensive manual fabrication tasks. By electronically compensating the gravity of every position of the End-of-Arm tooling, we can ensure a constant grinding force that is needed for achieving the necessary quality of the fabricated surface while guaranteeing the highest possible process reliability.

- Simple adjustment of the constant press force
- Possibility to turn the End-of-Arm tooling on its flange by (-45°) – (0°) – (45°) – (90°)
- Visual signalization of tooling status
- Designed for 24/7 operations

Tool head RMA	Model Part No.	RMA050-300B 6061371B	RMA070-230B 6061371A	RMA100-190B 6061371C
---------------	----------------	-------------------------	-------------------------	-------------------------

Current and detailed information about our newly developed DGS, may be found our catalogs DCZ 10920, as well as on our website www.deprag.cz.



RMA070-190B

END-OF ARM-TOOLING FOR GRINDING AND POLISHING

End-of Arm-Tooling for Grinding and Polishing

Would you like to increase the efficiency and productivity of your production?
Do you have a high waste rate in your production?
Are you thinking about installing a robot to your production in order to lower your costs?

DEPRAG CZ a.s offers:

- independent consultation in your facilities and evaluation of the possibility to use an industrial robot for grinding and polishing applications
- price quotation including a 3-D model
- selection and testing of all components for optimum grinding or polishing results
- complete engineering services incl. design, production, assembly and integration to your production process

DEPRAG CZ a.s. - Your Partner for Grinding Technology

**Automotive Industry / Machine Building / Aircraft Industry / Foundries
Paint Shop / Welding Shop**

10 Good Reasons to Invest in Robots

- Reduced operating costs
- Improved product quality and consistency
- Improved quality of work for employees
- Increased production output rates
- Increased product manufacturing flexibility
- Reduced waste and increased yield
- Improved workplace health and safety
- Reduced turnover and recruitment difficulty
- Reduced capital costs
- Save space in manufacturing areas





Air-Operated Angle Grinders DIQ

SMART FACTORY - INDUSTRY 4.0

Intelligent Tools DEPRAG INDUSTRIAL

Model	Part No.	Power output kW (hp)	Speed (no load) min ⁻¹ (rpm)	I.D. of air inlet hose mm (in)	Weight without air connection kg (lbs)	Max. Ø of grinding disk O.D. / I.D. mm (in)	Max. thickness of grinding disk mm (in)	Max. cutting depth mm (in)	Max. radial speed m/s	Spindle thread
The design series of the grinders GAQ originates from the Grinder series GA 1,9 kW and 2,5 kW.										
GAQ812-190BX	6061275E	19 000	11 900	16	3,1	125/22,23	6	30,5	80	M14
GAQ815-190BX	6061275F	19 000	9 850	16	3,1	150/22,23	6	43	80	M14
GAQ818-190BX	6061275G	19 000	8 350	16	3,3	180/22,23	8	58	80	M14
GAQ823-190BX	6061275H	19 000	6 650	16	3,6	230/22,23	8	83	80	M14
GAQ818-250BX	6060970D	25 000	6 640	16	4,4	180/22,23	8	54	80	M14
GAQ823-250BX	6060971D	25 000	8 500	16	4,7	230/22,23	8	79	80	M14



Specifications at 90 psi (6,3 bar)

The developments of the 4th Industrial Revolution, **Industry 4.0 / Smart Factory**, now also applies to some of the **DEPRAG INDUSTRIAL** air-grinders. Those grinders are equipped with the revolutionary DIQ-technology that allows to continuously evaluate the current **operating conditions of the tool!**

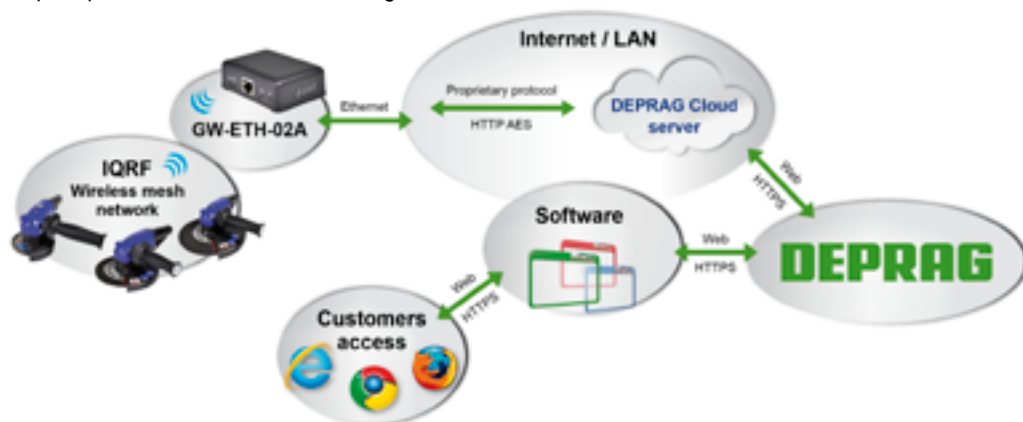
All data is acquired during the actual work flow; **it is continuously evaluated and stored on the web.**

By utilizing a special IQRF Network - it operates in the frequency range of 868 MHz - the acquired data is made available via wireless output. The transfer takes place by a **Gateway** into the **LAN/Internet** and the data is stored in the **DEPRAG Cloud**.

- Access to technical documentation
- The tool and the operating process is continuously supervised
- Optimal use of the tool to achieve maximum effectiveness
- Possibility to obtain recommendations for best-suitable tool fitting any given application
- Compare different tools and/or operators
- Access data about air-consumption for improved production planning
- Optimization and effectiveness recommendation (for example grinding speed, tool load)
- Exact control of the service intervals; overview of individual repair expenditures
- Uptime of the tool
- Energy-saving = cost-saving

ACCESSORIES	Internet	Software packages	Gateway	Protective cover

The principle of the data transfer, including communication:



Thanks to the DIQ-technology, important and clear operational information is obtained, which is necessary for the optimization of the production process and the increase of its effectiveness. Lowering production-cost is crucial in this day and age, not only for the price of a product, but also for the profitability of a manufacturer.

Current and detailed information about our newly developed DIQ technology, software-application and DIQ angle grinders may be found our catalogs DCZ 10323, as well as on our website www.deprag.cz.

DIE GRINDERS - Inline Design, Power Output 90 - 300 W (.12 - .4 HP)

Die grinders - inline design - for the grinding with grinding tips
- for the milling with grinding inserts (carbide cutters)

Model	Part No.	Power output kW (hp)	Speed (no load) min ⁻¹ (rpm)	I.D. of air inlet hose mm (in)	Weight without air connection kg (lbs)	Max. Ø of grinding tip mm (in)	Max. Ø of grinding insert mm (in)	Collet - clamping range Collet - standard equipment [optional accessories*] mm
90 W (.12 hp)								
Grinding and milling at actual speed of 100.000 rpm. This ergonomic miniature grinder allows easy and optimum access on hard-to-reach areas. The high run-out accuracy of the collets assure a high durability, an optimum material removal, and a high surface quality during grinding or milling. This grinder operates at an extreme low vibration. Oilfree operation without loss of power is possible.								
GDS009-1000BY	3146441E	0,09 (.12)	100 000	4 (.16)	0,3 (.66)	5 (.20)	3 (.12)	3 [1 - 3,25]
110 - 150 W (.15 - .2 hp)								
Grinding, milling, fabricating of casted parts or when used for precision operations when polishing and deburring of welding seams, the use of these small and light-weight grinders simplify any fabricating job. Vane motor.								
GDS011-550BY	GDS011-550BY	831050A	0,11 (.15)	55 000	5 (.20)	0,1 (.22)	10 (.39)	3 [2; 3,25; 3/32; 1/8"]
	GDS011-650BYE	6061249A	0,11 (.15)	65 000	6 (.24)	0,3 (.66)	10 (.39)	3 [2; 3,25; 3/32; 1/8"]
	GDS013-720BX	830266B	0,13 (.17)	72 000	5 (.20)	0,3 (.66)	10 (.39)	3 [2; 3,25; 3/32; 1/8"]
	GDS013-720BY	830266A	0,13 (.17)	72 000	5 (.20)	0,3 (.66)	10 (.39)	3 [2; 3,25; 3/32; 1/8"]
	GDS015-470SX	3147401E	0,15 (.20)	47 000	6 (.24)	0,3 (.66)	16 (.63)	6 [3; 4; 5; 6; 1/8"; 1/4"]
	GDS015-470SY	3147401D	0,15 (.20)	47 000	6 (.24)	0,3 (.66)	16 (.63)	6 [3; 4; 5; 6; 1/8"; 1/4"]
250 W (.34 hp)								
Our turbine grinders operate oilfree. The low weight assures a fatigue-free operation. The inserted grinding tip or carbide cutter can be used with this pneumatic tool by using its full power and speed. These grinders are especially suited for the precision grinding and milling in the tool-, die-, and mold making- or in small industrial areas. An integrated, automatic brake (Model GDST 025-700BY) eliminates any trailing of the grinding spindle. The type GDST 025-700BYO ist without brake. Integrated speed regulator. Lower levels of vibration- and noise emissions compared to standard air-grinders. Your advantage: Extreme low air consumption.								
GDST025-700BY	6060839A	0,25 (.34)	70 000	6 (.24)	0,3 (.66)	13 (.51)	6 (.24)	3; 6 [4; 5; 1/8"; 3/16"; 1/4"]
270 W (.36 hp)								
Small grinders for the precision grinding and milling. Ergonomical, low-weight and suitable for numerous application cases - in the tool-, die-, and mold making- or in small industrial areas. Air-exhaust located on the rear and/or partial frontal exhaust. Vane motor.								
GDS027-320BX	3148457D	0,27 (.36)	32 000	6 (.24)	0,4 (.88)	25 (.98)	10 (.39)	6 [3; 4; 5; 6; 1/8"; 1/4"]
GDS027-320BY	3148457C	0,27 (.36)	32 000	6 (.24)	0,4 (.88)	25 (.98)	10 (.39)	6 [3; 4; 5; 6; 1/8"; 1/4"]
GDS027-320BXF	3148457G	0,27 (.36)	32 000	6 (.24)	0,6 (1.32)	25 (.98)	10 (.39)	6 [3; 4; 5; 6; 1/8"; 1/4"]
GDS027-320BYF	3148457F	0,27 (.36)	32 000	6 (.24)	0,5 (1.10)	25 (.98)	10 (.39)	6 [3; 4; 5; 6; 1/8"; 1/4"]
GDS027-320SX	3148457B	0,27 (.36)	32 000	6 (.24)	0,3 (.66)	25 (.98)	10 (.39)	6 [3; 4; 5; 6; 1/8"; 1/4"]
GDS027-320SY	3148457A	0,27 (.36)	32 000	6 (.24)	0,3 (.66)	25 (.98)	10 (.39)	6 [3; 4; 5; 6; 1/8"; 1/4"]
300 W (.4 hp)								
For the manual, peripheral- and transverse grinding with grinding tips and when fabricating with carbide cutters. Especially well-suited for the grinding in cavities and hard-to-reach casted areas, these grinders are equipped with a reduced shank (execution V). The centrifugal speed- regulator reduces a speed overload and assures an economical operation (Models GDS 030-120/150/200/230-BX/BY, VX/VY). Vane motor.								
GDS030-120BX	6060854A	0,3 (.4)	12 000	8 (.31)	0,4 (.88)	20 (.79)	10 (.39)	6 [3; 4; 5; 1/8"; 3/16"; 1/4"]
GDS030-120BY	6060853A	0,3 (.4)	12 000	8 (.31)	0,4 (.88)	20 (.79)	10 (.39)	6 [3; 4; 5; 1/8"; 3/16"; 1/4"]
GDS030-150BX	6060850A	0,3 (.4)	15 000	8 (.31)	0,4 (.88)	20 (.79)	10 (.39)	6 [3; 4; 5; 1/8"; 3/16"; 1/4"]
GDS030-150BY	6060849A	0,3 (.4)	15 000	8 (.31)	0,4 (.88)	20 (.79)	10 (.39)	6 [3; 4; 5; 1/8"; 3/16"; 1/4"]
GDS030-180BXE	6061300A	0,3 (.4)	18 000	6 (.24)	0,4 (.88)	20 (.79)	10 (.39)	6 [3; 4; 5; 1/8"; 3/16"; 1/4"]
GDS030-180BXE-8l	6061300C	0,3 (.4)	18 000	8 (.31)	0,5 (1.10)	25 (.98)	12 (.47)	6 [8; 9; 3/16"; 5/16"; 1/4"]
GDS030-200BX	6060560A	0,3 (.4)	20 000	8 (.31)	0,4 (.88)	20 (.79)	10 (.39)	6 [3; 4; 5; 1/8"; 3/16"; 1/4"]
GDS030-200BY	6060559A	0,3 (.4)	20 000	8 (.31)	0,4 (.88)	20 (.79)	10 (.39)	6 [3; 4; 5; 1/8"; 3/16"; 1/4"]
GDS030-230BX	6060846A	0,3 (.4)	23 000	8 (.31)	0,4 (.88)	20 (.79)	10 (.39)	6 [3; 4; 5; 1/8"; 3/16"; 1/4"]
GDS030-230BY	6060845A	0,3 (.4)	23 000	8 (.31)	0,4 (.88)	20 (.79)	10 (.39)	6 [3; 4; 5; 1/8"; 3/16"; 1/4"]
GDS030-250BXES	6061300B	0,3 (.4)	25 000	8 (.31)	0,6 (1.32)	25 (.98)	12 (.47)	6 [3; 4; 5; 1/8"; 3/16"; 1/4"]
GDS030-300BX	830495A	0,3 (.4)	30 000	6 (.24)	0,4 (.88)	20 (.79)	6 (.24)	6 [3; 4; 5; 1/8"; 3/16"; 1/4"]
GDS030-300BY	830495B	0,3 (.4)	30 000	6 (.24)	0,4 (.88)	20 (.79)	6 (.24)	6 [3; 4; 5; 1/8"; 3/16"; 1/4"]
GDS030-450BX	830496A	0,3 (.4)	45 000	6 (.24)	0,4 (.88)	20 (.79)	6 (.24)	6 [3; 4; 5; 1/8"; 3/16"; 1/4"]
GDS030-450BY	830496B	0,3 (.4)	45 000	6 (.24)	0,4 (.88)	20 (.79)	6 (.24)	6 [3; 4; 5; 1/8"; 3/16"; 1/4"]
GDS030-300SX	6060516A	0,3 (.4)	30 000	6 (.24)	0,3 (.66)	20 (.79)	6 (.24)	6 [3; 4; 5; 1/8"; 3/16"; 1/4"]
GDS030-300SY	830495D	0,3 (.4)	30 000	6 (.24)	0,3 (.66)	20 (.79)	6 (.24)	6 [3; 4; 5; 1/8"; 3/16"; 1/4"]
GDS030-450SX	830496C	0,3 (.4)	45 000	6 (.24)	0,3 (.66)	20 (.79)	6 (.24)	6 [3; 4; 5; 1/8"; 3/16"; 1/4"]
GDS030-450SY	830496D	0,3 (.4)	45 000	6 (.24)	0,3 (.66)	20 (.79)	6 (.24)	6 [3; 4; 5; 1/8"; 3/16"; 1/4"]
GDS030-120VX	6060856A	0,3 (.4)	12 000	8 (.31)	0,3 (.66)	20 (.79)	10 (.39)	6 [3; 4; 5; 1/8"; 3/16"; 1/4"]
GDS030-120VY	6060855A	0,3 (.4)	12 000	8 (.31)	0,3 (.66)	20 (.79)	10 (.39)	6 [3; 4; 5; 1/8"; 3/16"; 1/4"]
GDS030-150VX	6060852A	0,3 (.4)	15 000	8 (.31)	0,3 (.66)	20 (.79)	10 (.39)	6 [3; 4; 5; 1/8"; 3/16"; 1/4"]
GDS030-150VY	6060851A	0,3 (.4)	15 000	8 (.31)	0,3 (.66)	20 (.79)	10 (.39)	6 [3; 4; 5; 1/8"; 3/16"; 1/4"]

DIE GRINDERS - Inline Design, Power Output 300 - 500 W (.4 - .67 HP)

Die grinders - inline design - for the grinding with grinding tips
- for the milling with grinding inserts (carbide cutters)

Model	Part No.	Power output	Speed (no load)	I.D. of air inlet hose	Weight without air connection	Max. Ø of grinding tip	Max. Ø of grinding insert	Collet - clamping range Collet - standard equipment [optional accessories*]
		kW (hp)	min ⁻¹ (rpm)	mm (in)	kg (lbs)	mm (in)	mm (in)	mm
GDS030-200VX	6060562A	0,3 (.4)	20 000	8 (.31)	0,6 (1.32)	20 (.79)	10 (.39)	6 [3; 4; 5; 1/8"; 3/16", 1/4"]
GDS030-200VY	6060561A	0,3 (.4)	20 000	8 (.31)	0,6 (1.32)	20 (.79)	10 (.39)	6 [3; 4; 5; 1/8"; 3/16", 1/4"]
GDS030-230VX	6060848A	0,3 (.4)	23 000	8 (.31)	0,6 (1.32)	20 (.79)	10 (.39)	6 [3; 4; 5; 1/8"; 3/16", 1/4"]
GDS030-230VY	6060847A	0,3 (.4)	23 000	8 (.31)	0,6 (1.32)	20 (.79)	10 (.39)	6 [3; 4; 5; 1/8"; 3/16", 1/4"]
GDS030-300VX	830495C	0,3 (.4)	30 000	6 (.24)	0,4 (.88)	20 (.79)	6 (.24)	6 [3; 4; 5; 1/8"; 3/16", 1/4"]
GDS030-300VY	828928E	0,3 (.4)	30 000	6 (.24)	0,4 (.88)	20 (.79)	6 (.24)	6 [3; 4; 5; 1/8"; 3/16", 1/4"]
GDS030-450VX	6060518A	0,3 (.4)	45 000	6 (.24)	0,4 (.88)	20 (.79)	6 (.24)	6 [3; 4; 5; 1/8"; 3/16", 1/4"]
GDS030-450VY	6060517A	0,3 (.4)	45 000	6 (.24)	0,4 (.88)	20 (.79)	6 (.24)	6 [3; 4; 5; 1/8"; 3/16", 1/4"]

These grinders are best used in hard to access areas, such as the automotive industry. Vane motor.

GDS030-300QX	6060906A	0,3 (.4)	30 000	6 (.24)	0,4 (.88)	10 (.39)	6 (.24)	3
GDS030-300QY	6060904A	0,3 (.4)	30 000	6 (.24)	0,4 (.88)	10 (.39)	6 (.24)	3

350 W (.47 hp)

The ergonomic design of our powerful grinder allows the low-fatigue operation in industrial areas. These tools are equipped with gears that allow the perfect operating speed for excellent grinding results. Especially when used with carbide cutters or with wire brushes, this tool performs exceptionally well. Vane motor.

GDS035-023BX	3150571B	0,35 (.47)	2 300	10 (.39)	1,0 (2.2)	20 (.79)	10 (.39)	6 [8; 9; 1/4"; 3/16", 5/16"]
GDS035-045BX	3150571A	0,35 (.47)	4 500	10 (.39)	1,0 (2.2)	20 (.79)	10 (.39)	6 [8; 9; 1/4"; 3/16", 5/16"]

500 W (.67 hp)

For the optimum grinding with grinding tips or for the fabricating with carbide cutters. This tool series features a small grip-diameter, a collet with connector nut for an improved clamping force. Our grinders are equipped with an integrated speed-regulator, that holds the speed of the tool constant, even when tool is operated at full load. Cold-isolated housing. Vane motor.

GDS050-120BXI	6061007A	0,5 (.67)	12 000	10 (.39)	0,9 (1.98)	32 (1.26)	16 (.63)	6 [3; 4; 5; 1/8"; 3/16", 1/4"]
GDS050-120BYI	6061015A	0,5 (.67)	12 000	10 (.39)	0,9 (1.98)	32 (1.26)	16 (.63)	6 [3; 4; 5; 1/8"; 3/16", 1/4"]
GDS050-200BXI	6060991A	0,5 (.67)	20 000	10 (.39)	0,9 (1.98)	32 (1.26)	16 (.63)	6 [3; 4; 5; 1/8"; 3/16", 1/4"]
GDS050-200BYI	6061014A	0,5 (.67)	20 000	10 (.39)	0,9 (1.98)	32 (1.26)	16 (.63)	6 [3; 4; 5; 1/8"; 3/16", 1/4"]
GDS050-250BXI	6060990A	0,5 (.67)	25 000	10 (.39)	0,9 (1.98)	32 (1.26)	16 (.63)	6 [3; 4; 5; 1/8"; 3/16", 1/4"]
GDS050-250BYI	6061013A	0,5 (.67)	25 000	10 (.39)	0,9 (1.98)	32 (1.26)	16 (.63)	6 [3; 4; 5; 1/8"; 3/16", 1/4"]
GDS050-300BXI	6060948A	0,5 (.67)	30 000	10 (.39)	0,9 (1.98)	32 (1.26)	16 (.63)	6 [3; 4; 5; 1/8"; 3/16", 1/4"]
GDS050-300BYI	6061012A	0,5 (.67)	30 000	10 (.39)	0,9 (1.98)	32 (1.26)	16 (.63)	6 [3; 4; 5; 1/8"; 3/16", 1/4"]
GDS050-120SXI	6061010A	0,5 (.67)	12 000	10 (.39)	0,7 (1.54)	32 (1.26)	16 (.63)	6 [3; 4; 5; 1/8"; 3/16", 1/4"]
GDS050-120SYI	6061027A	0,5 (.67)	12 000	10 (.39)	0,7 (1.54)	32 (1.26)	16 (.63)	6 [3; 4; 5; 1/8"; 3/16", 1/4"]
GDS050-200SXI	6061006A	0,5 (.67)	20 000	10 (.39)	0,7 (1.54)	32 (1.26)	16 (.63)	6 [3; 4; 5; 1/8"; 3/16", 1/4"]
GDS050-200SYI	6061026A	0,5 (.67)	20 000	10 (.39)	0,7 (1.54)	32 (1.26)	16 (.63)	6 [3; 4; 5; 1/8"; 3/16", 1/4"]
GDS050-250SXI	6061005A	0,5 (.67)	25 000	10 (.39)	0,7 (1.54)	32 (1.26)	16 (.63)	6 [3; 4; 5; 1/8"; 3/16", 1/4"]
GDS050-250SYI	6061025A	0,5 (.67)	25 000	10 (.39)	0,7 (1.54)	32 (1.26)	16 (.63)	6 [3; 4; 5; 1/8"; 3/16", 1/4"]
GDS050-300SXI	6060996A	0,5 (.67)	30 000	10 (.39)	0,7 (1.54)	32 (1.26)	16 (.63)	6 [3; 4; 5; 1/8"; 3/16", 1/4"]
GDS050-300SYI	6061024A	0,5 (.67)	30 000	10 (.39)	0,7 (1.54)	32 (1.26)	16 (.63)	6 [3; 4; 5; 1/8"; 3/16", 1/4"]
GDS050-200VXI	6061002A	0,5 (.67)	20 000	10 (.39)	0,8 (1.76)	32 (1.26)	16 (.63)	6 [3; 4; 5; 1/8"; 3/16", 1/4"]
GDS050-200VYI	6061018A	0,5 (.67)	20 000	10 (.39)	0,8 (1.76)	32 (1.26)	16 (.63)	6 [3; 4; 5; 1/8"; 3/16", 1/4"]
GDS050-250VXI	6061001A	0,5 (.67)	25 000	10 (.39)	0,8 (1.76)	32 (1.26)	16 (.63)	6 [3; 4; 5; 1/8"; 3/16", 1/4"]
GDS050-250VYI	6061017A	0,5 (.67)	25 000	10 (.39)	0,8 (1.76)	32 (1.26)	16 (.63)	6 [3; 4; 5; 1/8"; 3/16", 1/4"]
GDS050-300VXI	6060997A	0,5 (.67)	30 000	10 (.39)	0,8 (1.76)	32 (1.26)	16 (.63)	6 [3; 4; 5; 1/8"; 3/16", 1/4"]
GDS050-300VYI	6061016A	0,5 (.67)	30 000	10 (.39)	0,8 (1.76)	32 (1.26)	16 (.63)	6 [3; 4; 5; 1/8"; 3/16", 1/4"]
GDS050-120WXI	6061009A	0,5 (.67)	12 000	10 (.39)	1,0 (2.2)	32 (1.26)	16 (.63)	6 [3; 4; 5; 1/8"; 3/16", 1/4"]
GDS050-120WYI	6061023A	0,5 (.67)	12 000	10 (.39)	1,0 (2.2)	32 (1.26)	16 (.63)	6 [3; 4; 5; 1/8"; 3/16", 1/4"]
GDS050-200WXI	6061004A	0,5 (.67)	20 000	10 (.39)	1,0 (2.2)	32 (1.26)	16 (.63)	6 [3; 4; 5; 1/8"; 3/16", 1/4"]
GDS050-200WYI	6061022A	0,5 (.67)	20 000	10 (.39)	1,0 (2.2)	32 (1.26)	16 (.63)	6 [3; 4; 5; 1/8"; 3/16", 1/4"]
GDS050-300WXI	6060998A	0,5 (.67)	30 000	10 (.39)	1,0 (2.2)	32 (1.26)	16 (.63)	6 [3; 4; 5; 1/8"; 3/16", 1/4"]
GDS050-300WYI	6061020A	0,5 (.67)	30 000	10 (.39)	1,0 (2.2)	32 (1.26)	16 (.63)	6 [3; 4; 5; 1/8"; 3/16", 1/4"]

Our turbine grinders operate oilfree and are therefore practically maintenance free. Optimum fabrication results. Due to the high speed, these tools are especially well-suited to the use with carbide cutters in foundries, in the entire mechanical engineering industry, the tool- and die industry. The low weight assures a fatigue-free effort. Includes a speed regulator. Lower levels of vibration- and noise emissions compared to standard air-grinders. Your advantage: Extreme low air consumption.

GDST050-550BXO	6061040A	0,5 (.67)	55 000	10 (.39)	0,8 (1.77)	16 (.63)	12 (.47)	6 [3; 4; 5; 1/8"; 3/16", 1/4"]
----------------	----------	-----------	--------	----------	------------	----------	----------	--------------------------------



GDS030-450VX



GDS030-300QY



GDS035-045BX



GDS050-300BYI



GDS050-200SXI



GDS050-300VXI





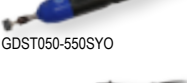










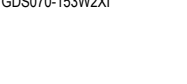







GDS050-200WYI



GDST050-550BXO

DIE GRINDERS - Inline Design, Power Output 500 - 700 W (.67 - .94 HP)

Die grinders - inline design - for the grinding with grinding tips
- for the milling with grinding inserts (carbide cutters)

Model	Part No.	Power output kW (hp)	Speed (no load) min ⁻¹ (rpm)	I.D. of air inlet hose mm (in)	Weight without air connection kg (lbs)	Max. Ø of grinding tip mm (in)	Max. Ø of grinding insert mm (in)	Collet - clamping range Collet - standard equipment [optional accessories*] mm	
700 W (.94 hp)									
Our grinders fulfill all requirements for an optimum fabrication. Our product line includes grinders that are especially designed for heavy-duty operations or with reduced speed. Our grinders are equipped with a integrated speed regulator, that holds the speed of the tool constant, even when tool is operated at full load. Extensive varieties that are suitable for all industrial areas (foundries, automotive industry, etc.). The grinders that feature an extended spindle, are ideal for the cleaning of pipes and the grinding in hard-to-reach areas. Cold-insulated housing. Vane motor.									
	GDS070-120BXI	6060606A	0,7 (.94)	12 000	12 (.47)	1,5 (3.31)	50 (1.97)	16 (.63)	6 [8; 9; 3/16"; 5/16"; 1/4"]
	GDS070-120BYI	6060905A	0,7 (.94)	12 000	12 (.47)	1,7 (3.75)	50 (1.97)	16 (.63)	6 [8; 9; 3/16"; 5/16"; 1/4"]
	GDS070-153BXI	6060573A	0,7 (.94)	15 300	10 (.39)	1,5 (3.31)	35 (1.38)	16 (.63)	6 [8; 9; 3/16"; 5/16"; 1/4"]
	GDS070-153BYI	6060888A	0,7 (.94)	15 300	10 (.39)	1,7 (3.75)	35 (1.38)	16 (.63)	6 [8; 9; 3/16"; 5/16"; 1/4"]
	GDS070-153BXFI	6060588A	0,7 (.94)	15 300	10 (.39)	1,6 (3.53)	35 (1.38)	16 (.63)	6 [8; 9; 3/16"; 5/16"; 1/4"]
	GDS070-153BYFI	6060887A	0,7 (.94)	15 300	10 (.39)	1,4 (3.09)	35 (1.38)	16 (.63)	6 [8; 9; 3/16"; 5/16"; 1/4"]
	GDS070-190BXI	6060587A	0,7 (.94)	19 000	10 (.39)	1,5 (3.31)	35 (1.38)	16 (.63)	6 [8; 9; 3/16"; 5/16"; 1/4"]
	GDS070-190BYI	6060885A	0,7 (.94)	19 000	10 (.39)	1,7 (3.75)	35 (1.38)	16 (.63)	6 [8; 9; 3/16"; 5/16"; 1/4"]
	GDS070-190BXFI	6060589A	0,7 (.94)	19 000	10 (.39)	1,6 (3.53)	35 (1.38)	16 (.63)	6 [8; 9; 3/16"; 5/16"; 1/4"]
	GDS070-190BYFI	6060889A	0,7 (.94)	19 000	10 (.39)	1,4 (3.09)	35 (1.38)	16 (.63)	6 [8; 9; 3/16"; 5/16"; 1/4"]
	GDS070-190BXIH	6060989A	0,7 (.94)	19 000	10 (.39)	1,2 (2.65)	35 (1.38)	16 (.63)	6 [8; 9; 3/16"; 5/16"; 1/4"]
	GDS070-230BXI	6060566A	0,7 (.94)	23 000	10 (.39)	1,7 (3.75)	35 (1.38)	16 (.63)	6 [8; 9; 3/16"; 5/16"; 1/4"]
	GDS070-230BYI	6060886A	0,7 (.94)	23 000	10 (.39)	1,7 (3.75)	35 (1.38)	16 (.63)	6 [8; 9; 3/16"; 5/16"; 1/4"]
	GDS070-230BXFI	6060590A	0,7 (.94)	23 000	10 (.39)	1,6 (3.53)	35 (1.38)	16 (.63)	6 [8; 9; 3/16"; 5/16"; 1/4"]
	GDS070-230BYFI	6060890A	0,7 (.94)	23 000	10 (.39)	1,4 (3.09)	35 (1.38)	16 (.63)	6 [8; 9; 3/16"; 5/16"; 1/4"]
	GDS070-070SXI	6060608A	0,7 (.94)	7 000	10 (.39)	1,2 (2.65)	35 (1.38)	16 (.63)	6 [8; 9; 3/16"; 5/16"; 1/4"]
	GDS070-153SXI	6060574A	0,7 (.94)	15 300	10 (.39)	1,2 (2.65)	35 (1.38)	16 (.63)	6 [8; 9; 3/16"; 5/16"; 1/4"]
	GDS070-153SYI	6060881A	0,7 (.94)	15 300	10 (.39)	1,4 (3.09)	35 (1.38)	16 (.63)	6 [8; 9; 3/16"; 5/16"; 1/4"]
	GDS070-190SXI	6060599A	0,7 (.94)	19 000	10 (.39)	1,2 (2.65)	35 (1.38)	16 (.63)	6 [8; 9; 3/16"; 5/16"; 1/4"]
	GDS070-190SYI	6060882A	0,7 (.94)	19 000	10 (.39)	1,4 (3.09)	35 (1.38)	16 (.63)	6 [8; 9; 3/16"; 5/16"; 1/4"]
	GDS070-190SXIH	6060983A	0,7 (.94)	19 000	10 (.39)	0,9 (1.98)	35 (1.38)	16 (.63)	6 [8; 9; 3/16"; 5/16"; 1/4"]
	GDS070-230SXI	6060569A	0,7 (.94)	23 000	10 (.39)	1,2 (2.65)	35 (1.38)	16 (.63)	6 [8; 9; 3/16"; 5/16"; 1/4"]
	GDS070-230SYI	6060883A	0,7 (.94)	23 000	10 (.39)	1,4 (3.09)	35 (1.38)	16 (.63)	6 [8; 9; 3/16"; 5/16"; 1/4"]
	GDS070-153VXI	6060595A	0,7 (.94)	15 300	10 (.39)	1,5 (3.31)	35 (1.38)	16 (.63)	6 [8; 9; 3/16"; 5/16"; 1/4"]
	GDS070-153VYI	6060884A	0,7 (.94)	15 300	10 (.39)	1,7 (3.75)	35 (1.38)	16 (.63)	6 [8; 9; 3/16"; 5/16"; 1/4"]
	GDS070-190VXI	6060596A	0,7 (.94)	19 000	10 (.39)	1,5 (3.31)	35 (1.38)	16 (.63)	6 [8; 9; 3/16"; 5/16"; 1/4"]
	GDS070-190VYI	6060879A	0,7 (.94)	19 000	10 (.39)	1,7 (3.75)	35 (1.38)	16 (.63)	6 [8; 9; 3/16"; 5/16"; 1/4"]
	GDS070-190VXIH	6060984A	0,7 (.94)	19 000	10 (.39)	1,2 (2.65)	35 (1.38)	16 (.63)	6 [8; 9; 3/16"; 5/16"; 1/4"]
	GDS070-230VXI	6060597A	0,7 (.94)	23 000	10 (.39)	1,5 (3.31)	35 (1.38)	16 (.63)	6 [8; 9; 3/16"; 5/16"; 1/4"]
	GDS070-230VYI	6060880A	0,7 (.94)	23 000	10 (.39)	1,7 (3.75)	35 (1.38)	16 (.63)	6 [8; 9; 3/16"; 5/16"; 1/4"]
	GDS070-153WXI	6060581A	0,7 (.94)	15 300	10 (.39)	2,1 (4.63)			6 [8; 9; 3/16"; 5/16"; 1/4"]
	GDS070-153WYI	6060891A	0,7 (.94)	15 300	10 (.39)	2,3 (5.07)			6 [8; 9; 3/16"; 5/16"; 1/4"]
	GDS070-153W1XI	6060582A	0,7 (.94)	15 300	10 (.39)	2,6 (5.73)			6 [8; 9; 3/16"; 5/16"; 1/4"]
	GDS070-153W2XI	6060583A	0,7 (.94)	15 300	10 (.39)	3,1 (6.83)			6 [8; 9; 3/16"; 5/16"; 1/4"]
	GDS070-153W3XI	6060584A	0,7 (.94)	15 300	10 (.39)	3,6 (7.94)			6 [8; 9; 3/16"; 5/16"; 1/4"]
	GDS070-153W4XI	6060585A	0,7 (.94)	15 300	10 (.39)	4,1 (9.04)			6 [8; 9; 3/16"; 5/16"; 1/4"]
1 000 W (1.34 hp)									
Our turbine grinders operate oilfree and are therefore practically maintenance free. Grinding and milling in almost every industrial area. The low weight assures a fatigue-free effort. An integrated, automatic brake eliminates any trailing of the grinding spindle. Integrated speed regulator. Lower levels of vibration- and noise emissions compared to standard air-grinders. Especially well suited for the use with steel-disks. Your advantage: Extreme low air consumption.									
	GDST100-280BX	6061137A	1 (1.34)	28 000	13 (.51)	1,9 (4.19)	32 (1.26)	16 (.63)	6 [3;4;5;8;9;3/16";5/16";1/4"]

DIE GRINDERS - Inline Design, Power Output 1 - 1,2 kW (1.34 -1.61 HP)

Die grinders - inline design - for the grinding with grinding tips
- for the milling with grinding inserts (carbide cutters)

Model	Part No.	Power output	Speed (no load)	I.D. of air inlet hose	Weight without air connection	Max. Ø of grinding tip	Max. Ø of grinding insert	Collet - clamping range Collet - standard equipment [optional accessories*]
		kW (hp)	min ⁻¹ (rpm)	mm (in)	kg (lbs)	mm (in)	mm (in)	mm

Our powerful die-grinders are designed to fulfill the highest quality demands when they are used on industrial applications - in foundries, in the tool- and die making industry or in the precision fabrication industry. These grinders are well-suited for the deburring/polishing of welding seams and for the processing of casted parts. The grinders that feature an extended spindle, are ideal for the cleaning of pipes and for the grinding in hard-to-reach areas. Please Note: When using these grinders for pipe-cleaning, attach lamellar sanding discs or wire brushes only! With an integrated speed regulator, that holds the speed of the tool constant, even when tool is operated at full load. Cold-insolated housing. Vane motor.

GDS100-153BXI	6060586A	1 (1.34)	15 300	12 (.47)	1,7 (3.75)	50 (1.97)	16 (.63)	6 [8; 9; 3/16"; 5/16"; 1/4"]
GDS100-153BYI	6060896A	1 (1.34)	15 300	12 (.47)	1,9 (4.19)	50 (1.97)	16 (.63)	6 [8; 9; 3/16"; 5/16"; 1/4"]
GDS100-190BXI	6060570A	1 (1.34)	19 000	12 (.47)	1,7 (3.75)	50 (1.97)	16 (.63)	6 [8; 9; 3/16"; 5/16"; 1/4"]
GDS100-190BYI	6060897A	1 (1.34)	19 000	12 (.47)	1,9 (4.19)	50 (1.97)	16 (.63)	6 [8; 9; 3/16"; 5/16"; 1/4"]
GDS100-153SXI	6060575A	1 (1.34)	15 300	12 (.47)	1,3 (2.87)	50 (1.97)	16 (.63)	6 [8; 9; 3/16"; 5/16"; 1/4"]
GDS100-153SYI	6060898A	1 (1.34)	15 300	12 (.47)	1,5 (3.31)	50 (1.97)	16 (.63)	6 [8; 9; 3/16"; 5/16"; 1/4"]
GDS100-190SXI	6060571A	1 (1.34)	19 000	12 (.47)	1,3 (2.87)	50 (1.97)	16 (.63)	6 [8; 9; 3/16"; 5/16"; 1/4"]
GDS100-190SYI	6060899A	1 (1.34)	19 000	12 (.47)	1,5 (3.31)	50 (1.97)	16 (.63)	6 [8; 9; 3/16"; 5/16"; 1/4"]
GDS100-153VXI	6060594A	1 (1.34)	15 300	12 (.47)	1,6 (3.53)	50 (1.97)	16 (.63)	6 [8; 9; 3/16"; 5/16"; 1/4"]
GDS100-153VYI	6060900A	1 (1.34)	15 300	12 (.47)	1,8 (3.97)	50 (1.97)	16 (.63)	6 [8; 9; 3/16"; 5/16"; 1/4"]
GDS100-190VXI	6060591A	1 (1.34)	19 000	12 (.47)	1,6 (3.53)	50 (1.97)	16 (.63)	6 [8; 9; 3/16"; 5/16"; 1/4"]
GDS100-153WXI	830516A	1 (1.34)	15 300	12 (.47)	2,5 (5.51)	Brushers or flap wheels of maximal diameter 50 mm (1.97 in) can be used with these grinders only.	16 (.63)	6 [8; 9; 3/16"; 5/16"; 1/4"]
GDS100-153WYI	6060840A	1 (1.34)	15 300	12 (.47)	2,7 (5.95)			6 [8; 9; 3/16"; 5/16"; 1/4"]
GDS100-153W1XI	830516B	1 (1.34)	15 300	12 (.47)	3,0 (6.61)			6 [8; 9; 3/16"; 5/16"; 1/4"]
GDS100-153W2XI	830516C	1 (1.34)	15 300	12 (.47)	3,5 (7.72)			6 [8; 9; 3/16"; 5/16"; 1/4"]
GDS100-153W3XI	6060579A	1 (1.34)	15 300	12 (.47)	4,0 (8.82)			6 [8; 9; 3/16"; 5/16"; 1/4"]
GDS100-153W4XI	6060580A	1 (1.34)	15 300	12 (.47)	4,5 (9.92)			6 [8; 9; 3/16"; 5/16"; 1/4"]

1 200 W (1.61 hp)

The robust construction of this grinder assures a high lifespan even when used in a 24/7 operation. An operator is able to work fatigue-free with this powerful air tool. The grinder is preferably used with grinding tips or carbide cutters for the treatment of plastics and metals in foundries, in the mold-making- and fixture-building industries and wherever precision fabrication is needed for de-burring, for the polishing of welding seams and for the processing of casted parts. The grinder incorporates a fast-acting speed regulator, which keeps the tools' speed constant even when operated at full load. The speed-regulator allows the adjustment of the peripheral speed; this allows the maximum speed potential to be used for any given application. This grinder operates at an extreme low noise level and keeps its operating vibration to a minimum. The previous, overhauled model no. PBK 75X was renamed the GDS 120 and is one of the best-selling DEPRAG INDUSTRIAL grinders. Vane motor.

GDS120-120BX	6061163A	1,2 (1.61)	12 000	13 (.51)	2,3 (5.07)	50 (1.97)	20 (.79)	6[3;4;5;8;9;3/16";5/16";1/4"]
--------------	----------	------------	--------	----------	------------	-----------	----------	-------------------------------

Specifications at 90 psi (6,3 bar)
* We offer also other collet sizes.



GDS100-190BYI



GDS100-153SXI



GDS100-153VXI



GDS100-153W2YI



GDS120-120BX



GDST025-700BY



GDS120-120BX



Advantages:

- for industrial applications
- high power-output at a low weight
- highly durable
- efficient
- ergonomic
- simple operation

DIE GRINDERS - Angle-head Design, Power Output 130 - 700 W (.17 - .94 HP)

Die grinders - angle-head design

- for the grinding with grinding tips (for the grinding/sharpening of drill-crowns with diamond grinding-tips - Model GDA 060-200BX)
- for the milling with grinding inserts (carbide cutters)

Model	Part No.	Power output W (hp)	Speed (no load) min ⁻¹ (rpm)	I.D. of air inlet hose mm (in)	Weight without air connection kg (lbs)	Max. Ø of grinding tip mm (in)	Max. Ø of grinding insert mm (in)	Collet - clamping range Collet - standard equipment [optional accessories*] mm
-------	----------	------------------------	---	---	---	---	--	---

130 W (.17 hp)

Small, light weight and ergonomic grinders in angle-head design are especially well suited for the grinding and milling in hard-to-reach areas. There are many applications areas, such as the tool-, die- and mold industry or when precision fabricating is necessary. Vane motor.

Angle-Head in 90°

GDA013-550BX	830494A	0,13 (.17)	55 000	5 (.20)	0,2 (.44)	10 (.39)	3 (.12)	3 [2; 3,25; 3/32", 1/8"]
GDA013-550BY	830494B	0,13 (.17)	55 000	5 (.20)	0,2 (.44)	10 (.39)	3 (.12)	3 [2; 3,25; 3/32", 1/8"]

300 W (.40 hp)

Fabricating of plastics or metal. Because of the angle-head, this tool series is best used for hard-to-reach areas in foundries, tool-, die- and mold making industries or where precision fabricating is required. Vane motor.

Angle-Head in 90°

GDA030-300BX	6060950A	0,3 (.40)	30 000	8 (.31)	0,5 (1.10)	20 (.79)	6 (.24)	6 [3; 4; 5; 1/8"; 3/16"; 1/4"]
GDA030-300BY	6060949A	0,3 (.40)	30 000	8 (.31)	0,5 (1.10)	20 (.79)	6 (.24)	6 [3; 4; 5; 1/8"; 3/16"; 1/4"]
GDA030-450BX	6060955A	0,3 (.40)	45 000	8 (.31)	0,5 (1.10)	16 (.63)	6 (.24)	6 [3; 4; 5; 1/8"; 3/16"; 1/4"]
GDA030-450BY	6060954A	0,3 (.40)	45 000	8 (.31)	0,5 (1.10)	16 (.63)	6 (.24)	6 [3; 4; 5; 1/8"; 3/16"; 1/4"]
GDA030-120SX	6061260A	0,3 (.40)	12 000	8 (.31)	0,7 (1.54)	16 (.63)	6 (.24)	6 [3;3,1;4;4,1;4,76;5;6,35]
GDA030-180SX	6061260B	0,3 (.40)	18 000	8 (.31)	0,7 (1.54)	16 (.63)	6 (.24)	6 [3;3,1;4;4,1;4,76;5;6,35]
GDA030-300SX	6060953A	0,3 (.40)	30 000	8 (.31)	0,5 (1.10)	20 (.79)	6 (.24)	6 [3; 4; 5; 1/8"; 3/16"; 1/4"]
GDA030-450SX	6060958A	0,3 (.40)	45 000	8 (.31)	0,5 (1.10)	16 (.63)	6 (.24)	6 [3; 4; 5; 1/8"; 3/16"; 1/4"]

Angle-Head in 120°

GDB030-300BX	6060960A	0,3 (.40)	30 000	8 (.31)	0,5 (1.10)	20 (.79)	6 (.24)	6 [3; 4; 5; 1/8"; 3/16"; 1/4"]
GDB030-300BY	6060959A	0,3 (.40)	30 000	8 (.31)	0,5 (1.10)	20 (.79)	6 (.24)	6 [3; 4; 5; 1/8"; 3/16"; 1/4"]
GDB030-450BX	6060965A	0,3 (.40)	45 000	8 (.31)	0,5 (1.10)	16 (.63)	6 (.24)	6 [3; 4; 5; 1/8"; 3/16"; 1/4"]
GDB030-450BY	6060964A	0,3 (.40)	45 000	8 (.31)	0,5 (1.10)	16 (.63)	6 (.24)	6 [3; 4; 5; 1/8"; 3/16"; 1/4"]
GDB030-300SX	6060963A	0,3 (.40)	30 000	8 (.31)	0,5 (1.10)	20 (.79)	6 (.24)	6 [3; 4; 5; 1/8"; 3/16"; 1/4"]
GDB030-450SX	6060968A	0,3 (.40)	45 000	8 (.31)	0,5 (1.10)	16 (.63)	6 (.24)	6 [3; 4; 5; 1/8"; 3/16"; 1/4"]

600 W (.80 hp)

This grinder has been especially designed for the grinding (or sharpening) of drill-crowns. For the carbide sharpening of the drill-crowns, we recommend the use of a round, diamond grinding-tip with a max. OD of 20 mm (.79 in) and a shaft-diameter of 8 mm (.31 in). An air- and water cooling system (optional accessories) reduces the wear and tear of the drill-crowns. Vane motor.

GDA060-200BX	6060925A	0,6 (.80)	20 000	10 (.39)	1,4 (3.09)	-	-	8 [5/16", 9"]
--------------	----------	-----------	--------	----------	------------	---	---	---------------

700 W (.94 hp)

Optimum fabrication results in all industrial areas. Ideal because of the angle-head, this tool accesses hard-to-reach areas, such as when processing molds and for the cutting of castings or fixtures. This tool is suitable for the fabricating of both metals and plastics. Our grinders are equipped with a speed-regulator, that holds the speed of the tool constant, even when tool is operated at full load. Vane motor.

Angle-Head in 90°

GDA070-153BX	830497A	0,7 (.94)	15 300	10 (.39)	1,0 (2.20)	50 (1.97)	16 (.63)	6 [8; 9; 3/16"; 5/16", 1/4"]
GDA070-190BX	830497C	0,7 (.94)	19 000	10 (.39)	1,0 (2.20)	50 (1.97)	16 (.63)	6 [8; 9; 3/16"; 5/16", 1/4"]
GDA070-230BX	830497E	0,7 (.94)	23 000	10 (.39)	1,0 (2.20)	40 (1.58)	16 (.63)	6 [8; 9; 3/16"; 5/16", 1/4"]

* We offer also other collet sizes.

Specifications at 90 psi (6,3 bar).



GDA030-300BY



GDA030-120SX



GDB030-450SX



GDA060-200BX

Advantages:

- for industrial applications
- high power-output at a low weight
- highly durable
- efficient
- ergonomic
- simple operation

Angle-Head 90°



GDB 030-450BY

Angle-Head 120°



GDB 030-300BX



STRAIGHT GRINDERS - Power Output 1,1 - 2,8 kW (1.48 - 3.75 HP)

Straight grinders

- for the fabrications on steel, for the deburring of welding-, casting-, and ridge-seams (with grinding disks)
- for the removal of rust, the descaling of rolled steel and forgings (with steel brushes)

Model	Part No.	Power output kW (hp)	Speed (no load) min ⁻¹ (rpm)	I.D. of air inlet hose mm (in)	Weight without air connection kg (lbs)	Max. radial speed m/s (ft/s)	For grinding disk		
							External/internal diameter mm (in)	Width mm (in)	Type
GS315-240BX	6061141A	2,4 (3.22)	4 000	16 (.63)	6,5 (14.3)	32 (105)	150/20 (6"/.79)	20÷25 (.79÷.98)	flat
GS508-120BX	6061228A	1,2 (1.61)	12 000	13 (.51)	2,2 (4.9)	50 (164)	80/20 (3"/.79)	20÷25 (.79÷.98)	flat
GS508-120BXA	6061228B	1,2 (1.61)	12 000	13 (.51)	2,2 (4.9)	50 (164)	80/20 (3"/.79)	20÷25 (.79÷.98)	tapered
GS510-230BX	6061289A	2,3 (3.08)	9 500	16 (.63)	4,0 (8.8)	50 (164)	100/20 (4"/.79)	20÷25 (.79÷.98)	flat
GS515-280BX	6061301A	2,8 (3.75)	6 400	16 (.63)	5,4 (11.9)	50 (164)	150/20 (6"/.79)	20÷25 (.79÷.98)	flat
GS818-210BX	6061296A	2,1 (2.8)	8 500	16 (.63)	4,0 (8.8)	80 (262)	180/22,23 (7"/.88)	8÷10 (.31÷.39)	flex
GS818-210BXE	6061296B	2,1 (2.8)	8 500	16 (.63)	4,25 (9.4)	80 (262)	180/22,23 (7"/.88)	2,5÷10 (.09÷.39)	flex
GS823-280BXE	6061307B	2,8 (3.8)	6 600	16 (.63)	5,5 (12.1)	80 (262)	230/22,23 (9"/.88)	2,5÷10 (.09÷.39)	flex

Specifications at 90 psi (6,3 bar).



GS508-120BX



GS818-210BX



GS823-280BXE

Advantages

- for industrial applications
- optimum power-to-weight ratio
- highly durable
- robust
- efficient
- simple operation

ANGLE GRINDERS - Without Gearing, for Grinding Disks with a Diameter of 115 - 230 mm

Angle grinders with direct drive - for the scrubbing and leveling of cast-iron parts, steel parts, welding seams, non-ferrous metals of all types and rock, as well as for any other fabrication areas, such as the steel- and container construction, for machine building, in foundries and concrete construction



PBU115C-80Z



PBU180G-80X



PBU230G-80X

Model	Part No.	Power output kW (hp)	Speed (no load) min ⁻¹ (rpm)	I.D. of air inlet hose mm (in)	Weight without air connection kg (lbs)	Max. Ø of grinding disk O.D. / I.D. mm (in)	Max. thickness of grinding disk mm (in)	Max. radial speed m/s	Spindle thread
-------	----------	-------------------------	---	--------------------------------------	---	--	---	--------------------------------	-------------------

- For grinding wheels of type 27, the smallest angle grinder is a one-hand operational tool, which is primary used for light duty jobs; the angle grinder Models PBU are equipped with direct drives, resulting in lower maintenance requirements

- Start by button
- Integrated ABU (auto-balancing-unit) reduces vibration and allows a fatigue-free operation
- The integrated speed regulator holds the speed of the tool constant, even when tool is operated at full load. Low air consumption.
- Vane motor

PBU115C-80Z	826309A	0,5 (.67)	13 200	10 (.39)	1,9 (4.19)	115/22,23 (4.53/.87)	8 (.31)	80	M14
-------------	---------	-----------	--------	----------	------------	----------------------	---------	----	-----

- For grinding wheels of type 27, ideal tools for grinding in areas not limited by space the angle grinder Models PBU are equipped with direct drives resulting in lower maintenance requirements

- Safety lever (lever on handle facing downwards)
- Without an ABU (NO auto-balancing-unit)
- The integrated speed regulator holds the speed of the tool constant, even when tool is operated at full load. Low air consumption.
- Vane motor

PBU150G-80X	6060457A	1,9 (1.48)	10 200	16 (.63)	4,1 (9.04)	150/22,23 (5.91/.87)	10 (.39)	80	M14
-------------	----------	------------	--------	----------	------------	----------------------	----------	----	-----

PBU180G-80X	830426A	1,9 (1.48)	8 500	16 (.63)	4,3 (9.47)	180/22,23 (7.09/.87)	10 (.39)	80	M14
-------------	---------	------------	-------	----------	------------	----------------------	----------	----	-----

PBU230G-80X	6060455A	1,9 (1.48)	6 600	16 (.63)	4,4 (9.70)	230/22,23 (9.06/.87)	10 (.39)	80	M14
-------------	----------	------------	-------	----------	------------	----------------------	----------	----	-----

- For grinding wheels of type 27, ideal tool for grinding in areas not limited by space and for heavy duty operations the angle grinders Models PBU are equipped with direct drives resulting in lower maintenance requirements

- Safety lever (lever on handle facing upwards)
- Integrated ABU (auto-balancing-unit) reduces vibration and allows a fatigue-free operation
- The integrated speed regulator holds the speed of the tool constant, even when tool is operated at full load. Low air consumption.
- Vane motor

PBU180E-80X	826310A	2,4 (3.22)	8 500	16 (.63)	5,3 (11.68)	180/22,23 (7.09/.87)	10 (.39)	80	M14
-------------	---------	------------	-------	----------	-------------	----------------------	----------	----	-----

PBU180F-80X	826311A	1,2 (1.61)	8 500	13 (.51)	4,2 (9.26)	180/22,23 (7.09/.87)	10 (.39)	80	M14
-------------	---------	------------	-------	----------	------------	----------------------	----------	----	-----

PBU230E-80X	826312A	2,35 (3.15)	6 600	16 (.63)	5,5 (12.13)	230/22,23 (9.06/.87)	10 (.39)	80	M14
-------------	---------	-------------	-------	----------	-------------	----------------------	----------	----	-----

- For cup-wheels of type 11 or 6. When used in heavy-duty operations, such as ship-building or railway construction, an angle grinder that is capable for mounting a cup-wheel must be used. We especially designed our Model PBU 125C-45X for this purpose.


- Safety lever (lever on handle facing upwards)
- Integrated ABU (auto-balancing-unit) reduces vibration and allows a fatigue-free operation
- The integrated speed regulator holds the speed of the tool constant, even when tool is operated at full load. Low air consumption.
- Vane motor

PBU125C-45X	6060487A	2,35 (3.15)	6 600	16 (.63)	5,6 (12.35)	125/22,23 (4.92/.87)	50 (1.97)	45	M14
-------------	----------	-------------	-------	----------	-------------	----------------------	-----------	----	-----

Specifications at 90 psi (6,3 bar).



PBU230E-80X



Advantages:

- for industrial applications
- high power-output
- efficient
- ergonomic
- low demands on service
- highly durable

ANGLE GRINDERS - With Gearing, for Grinding Disks with a Diameter of 100 - 230 mm

Angle grinders with angle gear - for the scrubbing and leveling of cast-iron parts, steel parts, welding seams, non-ferrous metals of all types and rock, as well as for any other fabrication areas, such as the steel- and container construction, for machine building, in foundries and concrete construction

Model	Part No.	Power output	Speed (no load)	I.D. of air inlet hose	Weight without air connection	Max. Ø of grinding disk O.D. / I.D.	Max. thickness of grinding disk	Max. cutting depth	Max. radial speed	Spindle thread
		kW (hp)	min ⁻¹ (rpm)	mm (in)	kg (lbs)	mm (in)	mm (in)	mm (in)	m/s	

For grinding or when used with cut-off wheels of type 27, 41/42, for the best-possible grinding results even on hard-to-reach areas. Safety lever (lever on handle facing upwards). Integrated ABU (auto-balancing-unit) reduces vibration and allows a fatigue-free operation. Integrated speed regulator. Vane motor.

GA810-050BX	6061139A	0,5 (.67)	15 300	10 (.39)	1,3 (2.87)	100/16 (3.94/.63)	6 (.24)	30 (1.18)	80	M14
GA811-100BX	6060546A	1 (1.34)	13 200	13 (.51)	2,4 (5.29)	115/22,23 (4.53/.87)	6 (.24)	29 (1.14)	80	M14
GA812-100BX	6060545A	1 (1.34)	12 200	13 (.51)	2,4 (5.29)	125/22,23 (4.92/.87)	6 (.24)	34 (1.34)	80	M14

For grinding or when used with cut-off wheels of type 27, 41/42, for the best-possible grinding results even on hard-to-reach areas. Safety lever (lever on handle facing downwards). Integrated ABU (auto-balancing-unit) reduces vibration and allows a fatigue-free operation. Integrated speed regulator. Vane motor.

GA812-190BX	6061275A	1,9 (2.55)	11 900	16 (.63)	3 (6.61)	125/22,23 (4.92/.87)	6 (.24)	30,5 (41.0)	80	M14
GA815-190BX	6061275B	1,9 (2.55)	9 850	16 (.63)	3,1 (6.83)	150/22,23 (5.91/.87)	6 (.24)	43 (57.7)	80	M14
GA818-190BX	6061275C	1,9 (2.55)	8 350	16 (.63)	4,4 (9.70)	180/22,23 (7.09/.87)	8 (.32)	58 (2.28)	80	M14
GA823-190BX	6061275D	1,9 (2.55)	6 650	16 (.63)	3,6 (7.93)	230/22,23 (9.06/.87)	8 (.32)	83 (3.27)	80	M14

For grinding or when used with cut-off wheels of type 27, 41/42, for the best-possible grinding results even on hard-to-reach areas. Lever on handle facing downwards. Integrated ABU (auto-balancing-unit) reduces vibration and allows a fatigue-free operation. Integrated speed regulator. Low air consumption. Vane motor.

GA818-250BX	6060970C	2 500	8 500	16 (.63)	4,4 (9.70)	180/22,23 (7.09/.87)	10 (.39)	54 (2.13)	80	M14
GA823-250BX	6060971C	2 500	6 640	16 (.63)	4,7 (10.36)	230/22,23 (9.06/.87)	8 (.32)	79 (3.11)	80	M14

Air turbine grinders - DOUBLE THE POWER! HALF THE WEIGHT!

For grinding or when used with cut-off wheels of type 27, 41/42, for the best-possible grinding results even on hard-to-reach areas. Safety lever (lever on handle facing downwards). Oilfree and maintenance-free operation, turbine motor does not require airline lubrication. Optimal power to weight ratio, low air consumption, high material removal. Perfect handling due to the vibration-dampening grip. The tool can simply be changed to accommodate a left-handed operator. High operating-safety. The machine automatically shuts-off at overload. The integrated speed regulator holds the speed of the tool constant, even when tool is operated at full load.

GAT812-221BX	310519B	2,2 (2.95)	12 000	13 (.51)	2,2 (2.95)	125/22,23 (4.92/.87)	6 (.24)	38,5 (1.52)	80	M8
GAT812-221BX-M14	310519H	2,2 (2.95)	12 000	13 (.51)	2,3 (5.07)	125/22,23 (4.92/.87)	8 (.31)	38,5 (1.52)	80	M14
GAT812-260BX	310519C	2,6 (3.49)	12 000	13 (.51)	2,2 (2.95)	125/22,23 (4.92/.87)	6 (.24)	38,5 (1.52)	80	M8
GAT812-260BX-M14	310519F	2,6 (3.49)	12 000	13 (.51)	2,3 (5.07)	125/22,23 (4.92/.87)	8 (.31)	38,5 (1.52)	80	M14
GAT815-260BX-M14	310687C	2,6 (3.49)	10 200	13 (.51)	2,8 (6.17)	125/22,23 (4.92/.87)	10 (.39)	44 (1.73)	80	M14
GAT818-260BX	310687A	2,6 (3.49)	8 500	13 (.51)	2,8 (6.17)	180/22,23 (7.09/.87)	13 (.47)	59 (2.32)	80	M8
GAT818-260BX-M14	310687D	2,6 (3.49)	8 500	13 (.51)	3,0 (6.61)	180/22,23 (7.09/.87)	10 (.39)	59 (2.32)	80	M14
GAT818-451BX	418193F	4,5 (6.03)	8 500	19 (.75)	4,0 (8.82)	180/22,23 (7.09/.87)	10 (.39)	59 (2.32)	80	M14
GAT823-451BX	418193G	4,5 (6.03)	6 600	19 (.75)	4,2 (9.26)	230/22,23 (9.06/.87)	8 (.31)	76 (3.0)	80	M14

Specifications at 90 psi (6,3 bar).



GA812-190BX



GAT815-190BX




GA823-190BX



GA823-250BX



GAQ818-250BX



Angle grinders DEPRAG INDUSTRIAL with dust extraction

- efficient extraction at the place where dust is generated
The result: a clean working environment and best view of your work piece.



Dust extraction guard for angle grinders



GAT818-190BX


Advantages

- for industrial applications
- high power
- highly durable
- efficient
- ergonomic
- for an oilfree operation, we offer our special line of turbine grinders

BELT SANDERS - Power Output 300 W, 500 W (.4, .67 HP)

Belt sanders

- for the grinding, smoothing and polishing of even and curved surfaces, for the bevelling of edges and the fabricating of steel, stainless-steel, brass, bronze-casting, aluminum parts, etc.



GB030-013BX



GB050-025BX

Model	Part No.	Power output kW (hp)	Speed (no load) min ⁻¹ (rpm)	I.D. of air inlet hose mm (in)	Weight without air connection kg (lbs)	Radial speed of grinding belt m/s (ft/s)	Dimensions of grinding belt mm (in)
-------	----------	-------------------------	---	--------------------------------------	---	--	--

300 W (.4 hp)

Our belt-sanders are well suited for the grinding and polishing of even and curved surfaces. Basic design or design with exhaust hose. Can even be operated as a grinders with collet. Vane motor.

GB030-013BX	830498A	0,3 (.4)	30 000	6 (.24)	0,9 (1.98)	28 (91.84)	13 x 305 (.51 x 12.01)
GB030-013CX	830498B	0,3 (.4)	30 000	6 (.24)	1,2 (2.65)	28 (91.84)	13 x 305 (.51 x 12.01)

500 W (.67 HP)

Ergonomic belt sander for grinding and polishing of even and curved surfaces - for heavy duty, industrial applications. With integrated speed regulator. Vane motor.

GB050-025BX	6060932A	0,5 (.67)	16 000	10 (.39)	1,4 (3.09)	23 (75.44)	19 x 480 (.75 x 18.90)
-------------	----------	-----------	--------	----------	------------	------------	------------------------

Specifications at 90 psi (6,3 bar).



Contact Arms for Belt Sanders

DEPRAG CZ a.s. offer contact arms for belt sanders in different designs, shapes, sizes and materials - made for your application.

We produce contact wheels for our belt sanders with different materials - e.g. polyurethan, steel, bronze, brass etc., with different diameter from 8 mm (5/16") to 25 mm (1"), and width from 8 mm (5/16") to 26 mm (1-1/32").


The application range of the belt grinders is almost unlimited, due to many different contact arms that we offer. The grinders can be used for standard vertical or horizontal grinding of edges and pipes. Different size of contact wheels and thin arms allow grinding of places with limited access or inside holes. Contact arms with belt support are used on flat surfaces and arms without support are more suitable for finishing of round surfaces.

According to the requirement, we offer belts with different width from 3,5 mm (9/64") to 25 mm (1") and lengths from 305 mm (12") to 510 mm (20").

The specialized construction of the contact-arms allows the efficient grinding, even in tight quarters. The contact-arms are efficiently connected to the motor of the belt-sander by a contact-wheel.

Advantages:

- for industrial applications
- high power-output
- highly durable
- operates in hard-to reach area
- grinding of plain or curved surfaces



GB030-013CX



GB050-025BX



AIR VANE MOTORS FOR SPECIAL APPLICATIONS - ready for integration into your machine

DEPRAG has a wide range of air vane motors designed for special applications and available for grinding, milling and drilling.

Grinding motors

The DEPRAG grinding motor program benefits from decades of experience with the tried and tested DEPRAG handheld pneumatic grinders. The robust steel housing guarantees high accuracy and operational reliability. Furthermore, the grinding spindle features extreme precise collets for various shaft diameters and assure a high run-out accuracy.

Available power ranges: 150 W - 1.000 W (.2 -1.34 HP)

Speed (no load): 15.300 - 47.000 rpm (made to suit your individual application)



Actual and detailed information, showing the complete product line of DEPRAG air vane motors for grinding, may be found on our web side www.deprag.com or in our catalog D 6800. Please contact our product specialist if you cannot find a suitable tool.

Stationary grinders DEPRAG INDUSTRIAL

Model	Part No.	Power output	Speed (no load)	I.D. of air inlet hose	Weight without air connection	Max. Ø of grinding tip	Max. Ø of grinding insert	Max. Ø of flap wheel	Collet - clamping range Collet - standard equipment [optional accessories*]
		kW (hp)	min ⁻¹ (rpm)	mm (in)	kg (lbs)	mm (in)	mm (in)	mm	mm
GDS030-300BSV	6061173A	0,3 (.4)	30 000	6 (.24)	0,7 (1.54)	20 (.79)	6 (.24)	25 (.98)	6 [3; 4; 5; 1/8"; 3/16", 1/4"]
GDS030-450BSV	6061174A	0,3 (.4)	45 000	6 (.24)	0,7 (1.54)	20 (.79)	6 (.24)	15 (.59)	6 [3; 4; 5; 1/8"; 3/16", 1/4"]
GDS050-200BSV	6061168A	0,5 (.67)	20 000	10 (.39)	1,2 (2.65)	32 (1.26)	16 (.63)	40 (1.57)	6 [3; 4; 1/8"; 3/16", 1/4"]
GDS070-190BSV	6061169A	0,7 (.94)	19 000	10 (.39)	1,7 (3.75)	40 (1.57)	16 (.63)	40 (1.57)	6 [3; 4; 5; 8; 9; 5/16"; 3/16", 1/4"]
GDS100-153BSV	6061172A	1 (1.34)	15 300	12 (.47)	1,7 (3.75)	50 (1.97)	16 (.63)	50 (1.97)	6 [3; 4; 5; 8; 9; 5/16"; 3/16", 1/4"]

Specifications at 90 psi (6,3 bar).
* We offer also other collet sizes.

Milling motors

The durable milling motors with a superior run-out precision, are the first choice for robotic applications since they are small in size but powerful and offer a vast speed range.

Available power classes: 400 W (.5 HP)

Speed (no load): max. 20.000 rpm (according to your individual application)



Actual and detailed information, showing the complete product line of DEPRAG air vane motors for milling, may be found on our web side www.deprag.com or in our catalog D 6800. Please contact our product specialist if you cannot find a suitable tool.

Drilling motors

Drill motors in slim design allow narrow hole spacing for multiple spindle-units as required for window manufacturing.

Available power classes: 80 W - 600 W (.1 - .8 HP)

Speed (no load): 150 - 24.000 rpm

Actual and detailed information, showing the complete product line of DEPRAG air vane motors for drilling, may be found on our web side www.deprag.com or in our catalog D6800. Please contact our product specialist if you cannot find a suitable tool.



Advantages

- A wide range of our air vane motors for grinding, milling and drilling in a standard assortment.
- robust
- highly durable
- high power output

POLISHERS - Pistol-Grip / Angle-head Design

Polishers - pistolgrip - for a fine-precision polishing or for the heavy-duty de-rusting of metal, for the removal of paint layers, or even the coarse grinding of cast-iron or wood by using fiber disks

Model	Part No.	Power output	Speed (no load)	Max. Ø of support disk	Max. Ø of grinding tip	Max. Ø of grinding insert	I.D. of air inlet hose	Weight without air connection	Collet clamping range
		kW (hp)	min ⁻¹ (rpm)	mm (in)	mm (in)	mm (in)	mm (in)	kg (lbs)	mm (in)

Polishers with pistol-grip

- Grinding and polishing - non-stop operation even when used in 24/7 operations
- The polisher PLU 50B is equipped with an extended spindle W 1/4" for hard-to-reach areas, and for difficult applications such as the automotive construction.
- Push button
- With integrated speed regulator
- Vane motor



PLU50A-55ZK

PLU50A-55ZK	6060670A	0,45 (.60)	21 000	50 (1.97)	35 (1.38)	9,5 (.37)	10 (.39)	0,8 (1.76)	6 (.24)
PLU50B-45ZK	6060671A	0,45 (.60)	17 800	50 (1.97)	35 (1.38)	-	10 (.39)	0,8 (1.76)	8 (.31)
PLU50C-40ZK	830499A	0,45 (.60)	15 000	50 (1.97)	35 (1.38)	-	10 (.39)	0,8 (1.76)	6,35 (.25)
PLU75A-70ZK	830499B	0,45 (.60)	17 800	75 (2.95)	-	-	10 (.39)	0,8 (1.76)	6 (.24)

Specifications at 90 psi (6,3 bar).

Model	Part No.	Power output	Speed (no load)	Rubber support disk-Ø	I.D. of air inlet hose	Weight without air connection	Spindle thread
		kW (hp)	min ⁻¹ (rpm)	mm	mm (in)	kg (lbs)	

Polishers - with angle head 90°

- For the polishing of casted parts, welding seams and other materials using vulcan fiber disks
- Safety lever
- With gear for optimal working-speeds and the best polishing operations
- Vane motor



PA025-011SX



PA030-032BX

PA025-036SX	3149172B	0,25 (.34)	3 600	120 (4.72)	6 (.24)	0,9 (1.98)	M14
PA025-021SX	3149172C	0,25 (.34)	2 100	120 (4.72)	6 (.24)	0,9 (1.98)	M14
PA025-011SX	3149172D	0,25 (.34)	1 100	120 (4.72)	6 (.24)	0,9 (1.98)	M14
PA030-032BX	300146A	0,30 (.40)	3 200	120 (4.72)	6 (.24)	0,8 (1.76)	M14

Angle polishers, with direct drive

- For the polishing of casted parts, welding seams and other materials using vulcan fiber disks
- Push button (Model PLU 115A-80Z); safety lever (Model PLU 180D-80X - lever on handle facing upwards; Model PLU 180E-80X - lever on handle facing downwards).
- With integrated speed regulator
- Vane motor



PLU180D-80X

PLU115A-80Z	826313A	0,46 (.62)	13 200	115 (4.53)	10 (.39)	1,4 (3.09)	M14
PLU180D-80X	826314A	1,2 (1.61)	8 500	180 (7.09)	13 (.51)	3,1 (6.83)	M14
PLU180E-80X	830499C	1,2 (1.61)	8 500	180 (7.09)	13 (.51)	2,7 (5.95)	M14

Angle polishers, with gear

- For the polishing of casted parts, welding seams and other materials using vulcan fiber disks, or for the polishing of car bodies after welding in the automotive industry, for the best-possible polishing results even on hard-to-reach areas
- Model PLP - safety lever, with extended spindle (design A) or without extended spindle (design B)
- Model PA 070 - twist valve, double insulated housing for noise reduction and low vibration
- With integrated speed regulator
- Vane motor



PLP180A-40X

PLP180A-40X	6060663A	0,7 (.94)	4 000	180 (7.09)	10 (.39)	2,4 (5.29)	M14
PLP180B-40X	826716A	0,7 (.94)	4 000	180 (7.09)	10 (.39)	2,2 (4.85)	M14
PA070-060BYI	6061047A	0,7 (.94)	6 000	180 (7.09)	10 (.39)	2,0 (4.41)	M14
PA100-050BYI	6061047A	1,0 (1.34)	5 000	180 (7.09)	10 (.39)	2,7 (5.95)	M14

Angle turbine polisher, with gear

- DOUBLE THE POWER! HALF THE WEIGHT!

- For the polishing of casted parts, welding seams and other materials using vulcan fiber disks
- Oilfree and maintenance-free operation, exchange of vanes is not needed. Turbine motor does not require airline lubrication.
- Optimal power to weight ratio, low air consumption
- Perfect handling by means of an anti-vibration side handle and ergonomic shape, change-over to left-handed operation possible.
- High operating safety machine automatically shuts-off at overload - machine incorporates a safety lever and an integrated contact-protection that avoids the inadvertent contact of the grinding disk by the operator, which eliminates any subsequent injury.
- With integrated speed regulator

PAT260-085BX	310687G	2,6 (3.5)	8 500	180 (7.09)	13 (.51)	2,2 (4.85)	M14
--------------	---------	-----------	-------	------------	----------	------------	-----

Specifications at 90 psi (6,3 bar).

POLISHERS - Orbital Sander / Radial Polisher

Excentric orbital polisher - for precision and demanding polishing in the automotive industry. This polisher is intended for the use with emery wheels (with Velcro), fabric wheels and polishing wheels.

Model	Part No.	Power output	Speed (no load)	Ø of emery wheel - min./max.	I.D. of air inlet hose	Weight without air connection	Spindle thread
		kW (hp)	min ⁻¹ (rpm)	mm (in)	mm (in)	kg (lbs)	

Excentric polisher

- For the exact, upscale polishing in applications, such as in the automotive industry, for polishing with fiber disks, buffing disks or for sanding using emery disks and velcro closures
- Safety lever
- With integrated speed regulator
- Vane motor

PLUE125/150	828312A	0,15 (.20)	12 000	125 / 150 (4.92 / 5.91)	10 (.39)	0,9 (1.98)	5/16"-24UNF
-------------	---------	------------	--------	-------------------------	----------	------------	-------------

Specifications at 90 psi (6,3 bar).



PLUE125/150

Excentric orbital polisher with angle gear - for precision and demanding polishing in the automotive industry. This polisher is intended for the use with emery wheels (with Velcro), fabric wheels and polishing wheels.

Model	Part No.	Power output	Speed (no load)	Ø of emery wheel	I.D. of air inlet hose	Weight without air connection	Spindle thread
		kW (hp)	min ⁻¹ (rpm)	mm (in)	mm (in)	kg (lbs)	

Excentric polisher


- For the exact, upscale polishing in applications, such as in the automotive industry, for polishing with fiber disks, buffing disks or for sanding using emery disks and velcro closures. This polisher is suited especially for the use in mass production.
- Safety lever
- With integrated speed regulator
- With gear for optimal working-speeds and the best polishing operations
- Vane motor

PAE020-120BX	300157A	0,20 (.27)	12 000	75 (2.96)	6 (.24)	1,0 (2.2)	5/16"-24UNF
--------------	---------	------------	--------	-----------	---------	-----------	-------------

Specifications at 90 psi (6,3 bar).



PAE020-120BX



Advantages:

- for industrial applications
- highest power output at a low weight
- efficient and economical
- ergonomic
- highly durable
- simple operation

DRILLS - Inline Design, Power Output 120 - 310 W (.16 - 4.16 HP)

Drills - inline design - for the drilling of different materials in the aviation- and automotive industry as well as the machine building industry



DS012-005PC


Model	Part No.	Power output kW (hp)	Speed (no load) min ⁻¹ (rpm)	I.D. of air inlet hose mm (in)	Weight without air connection kg (lbs)	Rated torque Nm	Max. Ø of drill bit mm (in)	Collet - clamping range Collet - standard equipment [optional accessories] mm
-------	----------	-------------------------	---	---	---	-----------------------	--------------------------------------	--

120 W (.16 hp)

Drill with collet (deburrer) - for vertical applications, push tu start, collets with M12x1, clamping diameter of 3 - 9,5 mm, deburring of holes up to 15-mm diameter, with commonly available burrs (90°). Spindle-lock for the simple locking and loosening of the drill bit. Rated torque 4,5 Nm. With gears for the best operating speed and superior drilling results.

DS012-005PC	300032A	0,12 (.16)	500	6 (.24)	0,8 (1.76)	4,5	6 (.24)	8 [3; 3,175; 3,3; 4; 5; 6; 6,35; 7; 9; 9,5]
-------------	---------	------------	-----	---------	------------	-----	---------	---

Specifications at 90 psi (6,3 bar).



DS029-045SXPB10

Model	Part No.	Power output kW (hp)	Speed (no load) min ⁻¹ (rpm)	I.D. of air inlet hose mm (in)	Weight without air connection kg (lbs)	Drilling into steel to mm (in)	Drilling into alu to mm (in)	Chuck range / quick change chuck range mm
-------	----------	-------------------------	---	---	---	--	---------------------------------------	---

290 W (.34 hp)

Midget drills with drill-chuck primarily for vertical applications. With gearing to achieve the optimal operating speed and to achieve the best-possible drilling result. Tapered chuck DIN 238 - B10, B12.

DS029-170SXPB10	3922131C	0,29 (.39)	17 000	6 (.24)	0,9 (1.98)	-	6 (.24)	0,5 - 6,5 / -
DS029-045SXPB10	3922131A	0,29 (.39)	4 500	6 (.24)	1,0 (2.20)	4 (.16)	6 (.24)	0,5 - 6,5 / 0,5 - 6
DS029-021SXPB12	3922131B	0,29 (.39)	2 100	6 (.24)	1,0 (2.20)	6 (.24)	8 (.31)	0,8 - 10 / 0,5 - 10

Specifications at 90 psi (6,3 bar).

Drills - inline design - for drilling, reaming and counter-sinking operations e.g. in machine building and construction industry for heavy-duty applications. The reversible drills can also be used for tapping and milling of pipes.



DS070-014ZMK1



DS310-002YRMK5

Model	Part No.	Power output kW (hp)	Speed (no load) min ⁻¹ (rpm)	Drilling into steel to mm (in)	Reaming up to mm (in)	Tapping into steel to mm (in)	Milling of pipes mm (in)	I.D. of air inlet hose mm (in)	Weight without air connection kg (lbs)	MORSE taper
-------	----------	-------------------------	---	--	-----------------------------	--	--------------------------------	--------------------------------------	---	----------------

Drills with MORSE taper for the drilling, grating, counter-sinking, tapping and the milling of pipes. The model DS 070-014ZMK1 is equipped with a fist-grip; all other models have T-handles (with integrated twist-valve for start), located on the same axis. All drills (with T-handles) are equipped with spindle-feed and pilot wheel. With gears for the best operational speed and superior drilling results.

Right-rotating drills with MORSE taper

700 W (.94 HP)

DS070-014ZMK1	3005661A	0,7 (.94)	1 400	15 (.59)	-	-	-	10 (.39)	3,5 (7.72)	1
---------------	----------	-----------	-------	----------	---	---	---	----------	------------	---

Reversible drills, with MORSE taper

1,1 - 3,1 kW (1.48 - 4.16 HP)

DS310-002YRMK5	3017171A	3,1 (4.16)	220	60 (2.36)	50 (1.97)	65 (2.56)	65 (2.56)	19 (.75)	34 (74.96)	5
DS310-001YRMK5	3017171B	3,1 (4.16)	150	80 (3.15)	75 (2.95)	100 (3.94)	120 (4.72)	19 (.75)	34 (74.96)	5

Specifications at 90 psi (6,3 bar).

Advantages:

- for industrial applications
- ergonomic
- optimum power-to-weight ratio
- simple operation
- high variability,
customer-specific solutions
- highly durable

DRILLS - Angle-head Design, Power Output 200 W - 2,2 kW (.27 - 2.95 HP)

Drills - angle-head design - for the optimum drilling of different materials - for the construction in the ship building-, aviation and automotive industry, as well as the machine building industry

Model	Part No.	Power output kW (hp)	Speed (no load) min ⁻¹ (rpm)	I.D. of air inlet hose mm (in)	Weight without air connection kg (lbs)	Drilling into steel to mm (in)	Drilling into alu to mm (in)	Chuck range mm	Drill chuck mm	Collet range mm
200 - 350 W (.27 - .47 hp)										

Small drills equipped with either drill-chuck B10 or collet for drilling into steel, aluminium or other materials. With gears for the best operating speed and superior drilling results.

ON REQUEST: This drill series offers a modular design of 12 different speed varieties, collet, drill chuck B10, B12 or with 3/8-24 UNF thread. Safety lever or twist valve.

Drills with collet, angle-head 90°

DA025-140SXC	3148954A	0,25 (.34)	14 000	6 (.24)	0,9 (1.98)	-	6 (.24)	-	-	3 - 6
DA035-036SXC	3149191B	0,35 (.47)	3 600	10 (.39)	1,0 (2.20)	6 (.24)	6 (.24)	-	-	3 - 6
DA035-140SXC	3149191A	0,35 (.47)	14 000	10 (.39)	1,0 (2.20)	6 (.24)	10 (.39)	-	-	3 - 6

Drills with collet, angle-head 150°

DC020-040SZC	3027201L		4 000	6 (.24)	0,8 (1.76)	3 (.12)	4,48 (.18)	-	-	3 - 4,8
--------------	----------	--	-------	---------	------------	---------	------------	---	---	---------

Model	Part No.	Power output kW (hp)	Speed (no load) min ⁻¹ (rpm)	Drilling into steel to mm (in)	Reaming up to mm (in)	Tapping into steel to mm (in)	Milling of pipes mm (in)	I.D. of air inlet hose mm (in)	Weight without air connection kg (lbs)	MORSE taper
-------	----------	-------------------------	---	---	-----------------------------	--	--------------------------------	--------------------------------------	---	----------------

Drills with MORSE taper for drilling, reaming and counter-sinking operations in tight access areas. When using these drills with the optional available grip-tube, these drills may also be used as a universal drill with equally beneficial results. All angle-drills are equipped with a feedspindle that is also used for the removal of the drill bit. As an optional feature, we can offer the models DA 150 to DA 220 with a ratchet instead of the pilot-wheel. For extreme tight access areas, we offer reduced profile drill designs, without feed-spindle or pilot-wheel. All models of the design DA 150 to DA 220 are additionally equipped with a speed-regulator, which helps to reduce the air consumption when idling.

Right-rotating drills with MORSE taper

480 W - 2,2 kW (.64 - 2.95 hp)

DA048-010YMK1	3014471A	0,48 (.64)	1 000	15 (.59)	12 (.47)	-	-	10 (.39)	2,9 (6.39)	1
DA150-004YMK2	3010671A	1,5 (2.01)	400	23 (.91)	18 (.71)	-	-	15 (.59)	8,3 (18.30)	2
DA210-004YMK3	3010681A	2,1 (2.82)	400	32 (1.26)	27 (1.06)	-	-	15 (.59)	11,7 (25.79)	3
DA220-003YMK4	3010691A	2,2 (2.95)	300	50 (1.97)	36 (1.42)	-	-	19 (.75)	13,9 (30.64)	4

Reversible drills with MORSE taper

2,2 kW (2.95 hp)

DA220-004YRMK4	3010701A	2,2 (2.95)	400	55 (2.17)	50 (1.97)	40 (1.57)	55 (2.17)	19 (.75)	17 (37.48)	4
DA220-002YRMK5	3015531A	2,2 (2.95)	180	80 (3.15)	75 (2.95)	80 (3.15)	120 (4.72)	19 (.75)	21,7 (47.84)	5

Specifications at 90 psi (6,3 bar).



DA035-036SXC



DA220-004YRMK4



DA048-010YB16



DA220-003YMK4

Advantages:

- for industrial applications
- ergonomic
- optimum power-to-weight ratio
- simple operation
- various angle-heads (90°, 150°)
- customer-specific solutions (modular)

DRILLS - Pistol-Grip, Power Output 170 W - 1,85 kW (.23 - 2.48 HP)

Drills with pistolgrip - for the optimum drilling of different materials - for the operation in the aviation- and automotive industry, as well as the machine building industry

Model	Part No.	Power output kW (hp)	Speed (no load) min ⁻¹ (rpm)	Drilling into steel to mm (in)	Drilling into alu to mm (in)	I.D. of air inlet hose mm (in)	Weight without air connection kg (lbs)	Chuck range mm	Drill chuck / Spindle thread
Robust drills with pistolgrip for the manual drilling into metal, wood, plastics and other materials. These drills are available in two different designs, offering the best-possible handling - with offset handle design for pressure into the drill-axis mainly used for horizontal applications (type DP 040-...) or with pistolgrip design to absorb a higher torque (type DP 017-...). Drills of type PV...H - with combined air-and exhaust hose - best suited in areas where there is a dusty environment and where a clean environment is desired. Many drills allow for right - or left location through a reversible motor.									
DP017-040ZB10	3020181A	0,17 (.23)	4 000	4 (.16)	6 (.24)	6 (.24)	0,6 (1.32)	0,5 - 6	B10 / -
PV6A	826290A	0,21 (.28)	5 000	6 (.24)	6 (.24)	8 (.31)	0,7 (1.54)	0,5 - 6	B10 / -
PV6AH	6060081A	0,21 (.28)	5 000	6 (.24)	6 (.24)	8 (.31)	0,7 (1.54)	0,5 - 6	B10 / -
PV6A-B	830500A	0,21 (.28)	5 000	6 (.24)	6 (.24)	8 (.31)	0,7 (1.54)	0,5 - 6	- / 3/8"x24
PV6A-BH	6060082A	0,21 (.28)	5 000	6 (.24)	6 (.24)	8 (.31)	0,7 (1.54)	0,5 - 6	- / 3/8"x24
PV6E	826290B	0,21 (.28)	5 000	6 (.24)	8 (.31)	8 (.31)	0,7 (1.54)	0,5 - 10 Q	- / 3/8"x24
PV6EH	6060083A	0,21 (.28)	5 000	6 (.24)	8 (.31)	8 (.31)	0,7 (1.54)	0,5 - 10 Q	- / 3/8"x24
DP029-170ZPB10	3027101F	0,29 (.39)	17 000	-	6 (.24)	6 (.24)	0,9 (1.98)	0,5 - 6,5	B10 / -
DP029-045ZPB10	3027101A	0,29 (.39)	4 500	4 (.16)	6 (.24)	6 (.24)	0,9 (1.98)	0,5 - 6,5	B10 / -
DP029-045ZB10Q	3027101C	0,29 (.39)	4 500	4 (.16)	6 (.24)	6 (.24)	1,2 (2.65)	- ¹⁾	B10 / -
DP029-021ZPB12	3027101B	0,29 (.39)	2 100	6 (.24)	8 (.31)	6 (.24)	1,0 (2.20)	0,8 - 10	B12 / -
DP029-021ZB12Q	3027101D	0,29 (.39)	2 100	6 (.24)	8 (.31)	6 (.24)	1,0 (2.20)	- ²⁾	B12 / -
DP029-015ZPB12	3027101E	0,29 (.39)	1 500	8 (.31)	10 (.39)	6 (.24)	1,0 (2.20)	0,8 - 10	B12 / -
DP029-007ZPB12	3027101G	0,29 (.39)	700	10 (.39)	-	6 (.24)	1,0 (2.20)	0,8 - 10	B12 / -
DP029-004ZPB12	3027101H	0,29 (.39)	350	10 (.39)	-	6 (.24)	1,0 (2.20)	0,8 - 10	B12 / -
DP030-020ZRB12	6061165A	0,3 (.4)	2 000	6 (.24)	8 (.31)	8 (.31)	1,0 (2.20)	1 - 10	B12 / -
PV13C	830500B	0,35 (.47)	350	13 (.51)	13 (.51)	10 (.39)	2,0 (4.41)	2 - 13	- / 1/2"20 UNF
DP040-005ZB16	302965A	0,4 (.54)	470	13 (.51)	13 (.51)	10 (.39)	2,3 (5.07)	1 - 13	B16 / -
PV13B	826291A	0,5 (.67)	1950*	13 (.51)	13 (.51)	10 (.39)	2,5 (5.51)	2-13 Q	- / 1/2"20 UNF
PV16B	826292A	0,5 (.67)	850*	16 (.63)	23 (.91)	10 (.39)	3,2 (7.05)	3 - 16	B16 / -
DP060-037ZP3/8"	6061155A	0,6 (.8)	3 700	10 (.39)	10 (.39)	10 (.39)	1,1 (2.65)	0,8 - 10	- / 3/8"x24
DP060-060ZP3/8"	6061155B	0,6 (.8)	6 000	10 (.39)	10 (.39)	10 (.39)	1,1 (2.65)	0,8 - 10	- / 3/8"x24
PVR32A-04X	830500C	1,45 (1.94)	380	32 (1.26)	32 (1.26)	19 (.75)	9,5 (20.94)	-	Morse 3 / -
PV32A-04X	827119A	1,85 (2.48)	380	32 (1.26)	32 (1.26)	19 (.75)	9,5 (20.94)	-	Morse 3 / -

* Reduction of free speed by 25% possible

1) The drill is equipped with a quick-change drill chuck (capacity 0 - 6,5 mm)

2) The drill is equipped with a quick-change drill chuck (capacity 0 - 8 mm)

Remark: Q - quick change chuck

Specifications at 90 psi (6,3 bar).



Advantages:

- for industrial applications
- optimum power-to weight ratio
- ergonomic
- simple operation
- reversible



DP029-015ZPB12



DP040-005ZB16

TAPPERS - Inline Design / Pistol-Grip, Power Output 150 - 700 W (.20 - .94 HP)

Tappers - for the tapping of threads, as well as the cleaning of threads in materials such as steel, aluminum and other alloys for applications in the automotive- and machine building industries. The tappers are equipped with a flexible chuck that perfectly guides the tap-insert and cuts a straight thread, even if the tapper is held at a slight angle.

Model	Part No.	Power output kW (hp)	Speed (no load) rechts min ⁻¹ (rpm)	Speed (no load) links min ⁻¹ (rpm)	Tapping into steel mm	Tapping into alu mm	I.D. of air inlet hose mm (in)	Weight without air connection kg (lbs)	Tap holder capacity mm	Taper DIN 238 mm
-------	----------	-------------------------	---	--	--------------------------------	------------------------------	---	---	---------------------------------	------------------------

Tappers - inline design

- Start and reverse by toggle lever or dual-trigger
- For right / left thread cutting, suitable for cutting of blind hole (optional accessories)
- The reverse trigger is activated by push-pull at almost double the speed
- Ideal tools for vertical applications
- The exchange of the tap-insert is easily done by a quick-change chuck.

DS040-007BXR12	3027701A	0,25 (.34)	650	1 120	M6	M8	6 (.24)	1,5 (3.31)	3 - 9	B12
DS070-003BXR16	3028501B	0,7 (.94)	320	550	M14	M16	10 (.39)	2,9 (6.39)	3 - 9	B16

Tappers - pistolgrip

- Start and reverse by trigger
- For right / left thread cutting, suitable for cutting of blind hole (optional accessories)
- For different tapping applications

DP015-006ZRB10	3235131C	0,15 (.20)	620	660	M5	M6	6 (.24)	0,8 (1.76)	3 - 9	B10
DP030-007ZRB12	3023731A	0,3 (.40)	650	550	M8	M10	6 (.24)	1,5 (3.31)	3 - 9	B12
DP040-003ZRB16	302964 A	0,4 (.54)	300	250	M14	M14	10 (.39)	2,4 (5.29)	3 - 9	B16

Specifications at 90 psi (6,3 bar).



DS070-003BXR16



DP015-006ZRB10



DS040-007BXR12



DP040-003ZRB16

Advantages:

- for industrial applications
- highly durable
- simple operation
- reversible
- optimum power-to-weight ratio

IMPACT TOOLS - with Pistol-Grip / with Fist-Grip

Impact tools - for the effective tightening and loosening of fasteners or screws, size M8 to M45 in mass-production environments, which demand high performance, utmost reliability and operational efficiency in the automotive- and machine building industries



SMP110-3/4\"/>



PSR16



SMS265-1\"/>



Model	Part No.	For screw	Max. torque capability	Working torque range	Speed (no load)	Impacts	I.D. of air inlet hose	Weight without air connection
			Nm (ft.lbs)	Nm (ft.lbs)	min ⁻¹ (rpm)	Hz	mm (in)	kg (lbs)

Impact tools - with pistolgrip, 3-step torque adjustment

- Maximum power - maximum efficiency - ideal for repetitive production e.g. in the automotive industry
- The special robust construction of our impact tools assures a reliable operation in industrial areas with 24/7 operations.

SMP030-1/2\"/>
SMP085-1/2\"/>
SMP110-3/4\"/>

Impact tools - with pistolgrip

- Maximum power - maximum efficiency - ideal for repetitive production e.g. in the automotive industry
- The special robust construction of our impact tools assures a reliable operation in industrial areas with 24/7 operations.

PSR16	826319A	M10 - M16	260 (192)	-	10 000	18	10 (.39)	2,3 (5.07)
PSR24	826320A	M14 - M24	680 (502)	-	16 500	16	10 (.39)	4,0 (8.8)

Impact tool - with fistgrip, 3-step torque adjustment

- Maximum power - maximum efficiency - ideal for repetitive production e.g. in the automotive industry
- The special robust construction of our impact tools assures a reliable operation in industrial areas with 24/7 operations.

SMS265-1\"/>

Specifications at 90 psi (6,3 bar).

3-step torque adjustment

Our impact tools are equipped with a 3-level power limiter, where the first setting is the max.torque, the second setting reduces the torque to 50% and the third setting corresponds to 30% of the max. torque.

Advantages - impact tools:

- for industrial applications
- high power (TwinHammer impact mechanism, revolutionary motor design)
- ergonomic execution
- efficient
- 3-step torque adjustment
- low weight
- low vibration and emission level
- maximum life-time and reliability



SMP085-1/2\"/>



HAMMERS - Chipping Hammers, Riveting Hammers

We offer all kinds of air tools for quarries, construction and foundries. Select the most suitable hammer in accordance with the necessary application:



- Chisel and demolition work, jointing, plastering
- Cleaning of casted parts, removal of cast-on sections
- Removal of rust on large areas
- Crushing of semi-solid and loose materials, such as concrete, pavement, stonework, etc.
- Stamping of formed and bulk materials, such as used in the mold and cast industry
- Simple and complicated demolition, caulking, trimming, breaking, removal of plaster and different kinds of floor coverings, for the removal of casting flash

Advantages: ■ for industrial applications ■ highly durable ■ simple operation ■ robust

Chipping hammers - for light breaking through walls, for demolition, mortising, removal of plaster, as well as for cleaning of castings and for the detaching of cast-sections, the smaller hammers are primarily used in the die casting-, container construction-, ship building-, bridge-, aviation- and construction industry, as well as in foundries and welding shops

Riveting hammers - for rivet busting and rivet-removal in the steel-construction, in boilers, containers and on ships.

Model	Part No.	Type of chisel shank	Impacts	Rivet-Ø - alu	Rivet-Ø - steel	I.D. of air inlet hose	Weight without air connection
		mm	min ⁻¹ (rpm)	mm (in)	mm (in)	mm (in)	kg (lbs)

Chipping and riveting hammers, with protection cap

Our hammers are used in the die casting-, container construction, ship building-, bridge- and construction industry, as well as in foundries and welding shops, and for rivet busting and rivet-removal in the steel-construction, in boiler, containers and on ships etc.

With pistolgrip

HC007-R10P	2104091A	Ø 10,3x36	4 000	-	-	6 (.24)	0,7 (1.54)
HC007-HR12P	2104091B	Ø-hex. 11,7/10x36	4 000	-	-	6 (.24)	0,7 (1.54)
HC008-R10P	2103682A	Ø 10,3x36	3 500	3 (.12)	2 (.08)	6 (.24)	0,8 (1.76)
HC008-HR12P	2103682B	Ø-hex. 11,7/10x36	3 500	3 (.12)	2 (.08)	6 (.24)	0,8 (1.76)



HC008-R12P



HC008-R10P

Fist grip design

HC010-HR14D	2103441B	Ø-hex. 14,3/12,5x50	3 000	5 (.20)	3 (.12)	10 (.39)	1,9 (4.19)
HC023-R14D	2103461A	Ø 14,3x50	2 000	6 (.24)	5 (.20)	10 (.39)	2,3 (5.07)
HC023-HR14D	2103461B	Ø-hex. 14,3/12,5x50	2 000	6 (.24)	5 (.20)	10 (.39)	2,3 (5.07)

Riveting hammer with retainer spring

- for rivet busting and rivet-removal in the steel-construction, in boilers, containers and ships, especially for extrem riveting works

HCD140-R31V	8119841A	Ø 31x70	750	25 (.98)	25 (.98)	16 (.63)	13,8 (30.42)
-------------	----------	---------	-----	----------	----------	----------	--------------

Chipping hammers

- in the building industry (light chipping- and demolition work, grooving, cleaning-off, plaster removal), foundry industry (cleaning of castings, chipping of discard beads and welds), and in stone industry (wedging, dressing etc.). Our chipping hammer of type HC 040-H19B is equipped with a needle scalling-down hammer, that is designed as an adapter within the framework of optional accessories - primarily for removal of rust from larger flat surfaces and of the undesirable deposits on stone buildings, sculptures, bridges, etc.

Inline design

HC010-H10B	6060006A	hex. 10x25	9 000	-	-	6 (.24)	1,0 (2.20)
------------	----------	------------	-------	---	---	---------	------------

With pistolgrip

HC012-H14B	831332A	hex. 14x25	4 500	-	-	8 (.31)	1,2 (2.65)
------------	---------	------------	-------	---	---	---------	------------

With lever

HC040-H19B	6060008A	hex. 19x50	2 700	-	-	13 (.51)	4,0 (8.82)
HC040-R20B	6060008C	Ø 20x60	2 700	-	-	13 (.51)	4,0 (8.82)
HC040-HR20B	6060008B	hex. Ø 20/17x60	2 700	-	-	13 (.51)	4,0 (8.82)
HC050-H19B	6060009A	hex. 19x50	2 500	-	-	13 (.51)	5,0 (11.02)
HC050-R20B	6060009C	Ø 20x60	2 500	-	-	13 (.51)	5,0 (11.02)
HC050-HR20B	6060009B	hex. Ø 20/17x60	2 500	-	-	13 (.51)	5,0 (11.02)
HC057-H19B	6060010A	hex. 19x50	2 100	-	-	13 (.51)	5,7 (12.57)
HC057-R20B	6060010C	Ø 20x60	2 100	-	-	13 (.51)	5,7 (12.57)
HC057-HR20B	6060010B	hex. Ø 20/17x60	2 100	-	-	13 (.51)	5,7 (12.57)

With retainer spring

HC080-R20V	8119811C	Ø 20x60	1 200	-	-	13 (.51)	7,8 (17.20)
HC 080-HR20V	8119811E	hex. Ø 20/17x60	1 200	-	-	13 (.51)	7,8 (17.20)



HC010-H10B



HC012-H14B



HC040-H19B



HC080-HR20V

Specifications at 90 psi (6,3 bar).

HAMMERS - Pick Hammers, Spade (breaking) Hammers, Impact Hammers, Scaler

Pick hammers - with drill-, or flat chisels to demolish stonework and concrete, for the use in road-construction and tunneling, as well as in mining



HP090-H22B

Model	Part No.	Type of chisel shank	Impacts	I.D. of air inlet hose	Weight without air connection
		mm	min ⁻¹ (rpm)	mm (in)	kg (lbs)
Pick hammers - due to the weight of these hammers, it is possible to work in a vertical- or inclined plane - in quarries and in the building industry					
HP090-R25B	6060011A	Ø 25x75	1 590	16 (.63)	9,0 (19.84)
HP090-H22B	6060012A	hex. 22x82	1 590	16 (.63)	9,0 (19.84)
HP100-H22B	6060013A	hex. 22x82	1 590	16 (.63)	9,0 (19.84)
HP100-R25V	6060014A	Ø 25x75	2 040	16 (.63)	10,0 (22.05)
HP101-R25B	2501841A	Ø 25x75	1 200	16 (.63)	10,3 (22.71)
HP101-R25D	2501841B	Ø 25x75	1 200	16 (.63)	10,3 (22.71)
HP120-R25V	6060015A	Ø 25x75	1 260	16 (.63)	12,0 (26.46)
HP130-R25B	6060016A	Ø 25x75	1 260	16 (.63)	13,0 (28.67)

Specifications at 90 psi (6,3 bar).

Impact hammers - for the forming of materials, especially in the foundries and wherever bulk materials need to be compacted



HR085-R60V




HR042-MK2B

Model	Part No.	Impacts	Piston stroke	Piston-Ø	MORSE taper	I.D. of air inlet hose	Weight without air connection
		min ⁻¹ (rpm)	mm (in)	mm (in)		mm (in)	kg (lbs)
Impact hammers with MORSE taper - The rammers are used in many applications, such as the scaling of forgings when used with tapered- or rubber butts, the cleaning of Open-Hearth- or Electric Ovens, for the compacting of concrete and dirt during construction, as well as for fabrication in the cement- and stone production. The light-weight rammer HR 042-MK2B is also well-suited for operation in the core production. The hammer HR 025-R40B is especially suitable for table-top operation or for small surfaces, e.g. for ramming small core boxes, etc. Other hammers are used for ramming mold materials and wherever loose materials is being processed. Your advantage of design V: Low vibrations.							
HR025-R40B	6060020A	1 200	80 (3.15)	20 (.63)	-	10 (.39)	2,5 (5.51)
HR085-R60V	6060021A	870	220 (8.67)	32 (1.26)	2	13 (.51)	8,5 (18.74)
HR105-R60V	6060022A	780	140 (5.51)	36 (1.42)	2	13 (.51)	10,5 (23.15)
HR042-MK2B	2701441A	850	120 (4.72)	28 (1.10)	2	13 (.51)	4,2 (9.26)
HR069-MK2B	2701091A	850	120 (4.72)	28 (1.10)	2	13 (.51)	6,9 (15.21)
HR093-MK2B	2701571A	650	160 (6.30)	32 (1.26)	2	13 (.51)	9,3 (20.50)

Specifications at 90 psi (6,3 bar).

Scaler - in construction areas, for light concrete breaking, de-calking, cutwork, removal of plaster and all kinds of floor coverings, but also for other areas, such as the de-barking of trees or removal of burrs and street asphalt



HS043-H19B

Model	Part No.	Type of chisel shank	Impacts	I.D. of air inlet hose	Weight without air connection
		mm	min ⁻¹ (rpm)	mm (in)	kg (lbs)
Scaler - a wide range of applications on the basis of selected tools (e.g. light demolition works, grooving, punching, removal of chips in foundries, etc.)					
HS043-H19B	6060023A	hex. 19x50	2 700	13 (.51)	8,5 (18.74)

Specifications at 90 psi (6,3 bar).

NEEDLE SCALERS - Inline Design, Pistol-Grip

Needle scalers - for the removal of welding seams, for de-rusting of steel constructions and containers, for removal of paint and scale, for the cleaning of castings, for the cleaning of facades in construction and for the abrading of concrete

Model	Part No.	Needle quantity	Needles dimensions	Impacts	I.D. of air inlet hose	Weight without air connection
		pcs	mm (in)	min ⁻¹ (rpm)	mm (in)	kg (lbs)
Needle scaler - inline design						
<ul style="list-style-type: none"> • For light- and semi-heavy applications • For applications where a pistol grip cannot reach the location to be fabricated 						
SN23	831125A	12	Ø 3x180 (Ø.12x7.09)	4 000	10 (.39)	2,4 (5.29)
Needle scalers with pistol grip						
<ul style="list-style-type: none"> • For material removal, de-rusting and for simple cleaning operations (type SN 10) • For semi-heavy operations (type SN 25) • For heavy-duty operations (type SN 30) 						
SN10	831124A	29	Ø 2x150 (Ø.08x5.91)	4 000	10 (.39)	1,4 (3.09)
SN25	831126A	23	Ø 3x180 (Ø.12x7.09)	4 000	10 (.39)	2,7 (5.95)
SN30	831127A	28	Ø 3x180 (Ø.12x7.09)	4 500	10 (.39)	3,5 (7.72)

Specifications at 90 psi (6,3 bar).



SN23



SN25



SN30

Advantages:

- for industrial applications
- highly durable
- high power and low vibrations
- ergonomic

SHEET METAL TOOLS - Metal Shears

Metal shears - for the entire sheet-metal industry, for the processing of metals in the automotive-, container-, and shipbuilding industry, as well as in body shops. The shears can be used for either straight or curved incisions and are especially well-suited for the cutting of metal sheets and coils



S16-320Y

Model	Part No.	Power output kW (hp)	Max. metal thickness mm (in)				Smallest cutting radius mm (in)	I.D. of air inlet hose mm (in)	Weight without air connection kg (lbs)
			Steel metal up to 400 N/mm ²	Steel metal up to 600 N/mm ²	Steel metal up to 800 N/mm ²	Aluminium up to 250 N/mm ²			
Metal shears - with a material cutting capacity up to 2,5 mm, twist valve, cutting of curved surfaces is possible, perfect cutting accuracy									
S16-320Y	3240971C	0,32 (.43)	1,6 (.06)	1,2 (.05)	1 (.04)	2 (.08)	15 (.59)	6 (.24)	1,6 (3.53)
S20-180Y	3388471A	0,32 (.43)	2 (.08)	1,6 (.06)	1,4 (.06)	2,5 (.10)	20 (.79)	6 (.24)	1,9 (4.19)

Specifications at 90 psi (6,3 bar).

Advantages:

- high cutting speed
- optimum straight and curve workability
- no deforming of the cut material
- highly durable
- ergonomic



S20-180Y



PLIERS - for Cutting

Pneumatic pliers for the use of:

- Cutting Cu, Al, Ag, plastic materials (PVC, PF) and steel max. 400 N/mm²/ 25 long tons/sq.in
- Simultaneous cutting and wire-end flattening or
- Simultaneous cutting and 90° angle forming of wire ends of electronic components
- Pressing of cable joints
- Pliers are suited especially for the use in mass production, where a person can suffer sustained, long-lasting and monotonous stress in performing tasks such as assembling clips or cutting wires with manual tools. Such working conditions may result in RSI (repetitive strain injury). By replacing manual tools with our pneumatic pliers the workers will be protected against negative effects of mass production workplace.



Pliers for sealing and stamping seals

DEPRAG CZ a.s. offers air pliers for sealing and stamping seals.
For more information contact please our product specialists.

Pliers for cutting - for the industrial use for example in series production, in the automotive industry, in machine building industry, in the appliance industry as well as in maintenance and assembly departments

Model	Part No.	Pliers insert, mounted (optional accessories - see side 27)	Weight (without plier insert) kg (lbs)	I.D. of air inlet hose mm (in)
-------	----------	--	--	--------------------------------------

Pliers for cutting - with trigger and integrated lever-lock to avoid unintentional start

- For the cutting of copper, aluminum, beryllium, silver, thermo/duroplast and steel
- Special pliers for cutting as well as for other operations (e.g. wire-end flattening; 90° angle forming or wire ends of electronic components)

P0181Z-C00	8076711A	no (plier insert I18.)	0,08 (.18)	6 (.24)
P0241Z-C00	8076721A	no (plier insert I24.)	0,15 (.33)	6 (.24)
P1361Z-C00	6061207A	no (plier insert I36.)	0,48 (1.06)	6 (.24)
P1362Z-C00	6061208A	no (plier insert I36.)	0,59 (1.30)	6 (.24)
P0452Z-C00	8076901A	no (plier insert I45.)	1,04 (2.29)	6 (.24)



P0241Z-C00

Pliers for cutting, with safety lever, for heavy-duty applications - for increased longevity

- For the cutting of copper, aluminum, beryllium, silver, thermo/duroplast and steel
- Special pliers for cutting as well as for other operations (e.g. wire-end flattening; 90° angle forming or wire ends of electronic components)

P0282X-C00	8249651A	no (plier insert I28.)	0,5 (1.10)	6 (.24)
P0283X-C00	8249651C	no (plier insert I28.)	0,6 (1.32)	6 (.24)
P0382X-C00	8272051A	no (plier insert I38.)	0,65 (1.43)	6 (.24)
P0383X-C00	6061225A	no (plier insert I38.)	0,8 (1.76)	6 (.24)
P0452X-C00	8258171B	no (plier insert I45.)	1,0 (2.20)	6 (.24)
P0453X-C00	8258171A	no (plier insert I45.)	1,15 (2.53)	6 (.24)



P0452Z-C00

Specifications at 90 psi (6,3 bar).



P1361Z-C00



P0453X-C00

Advantages:

- high power, maximal cutting power up to 11 850 N
- simple operation
- highly durable
- pliers inserts are available in two executions

PLIER INSERTS for Cutting Pliers (Optional Accessories)

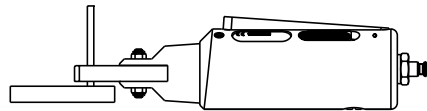
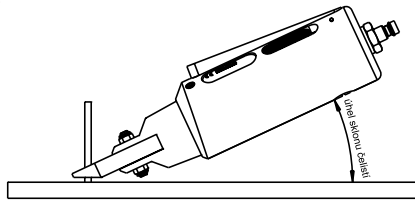
DEPRAG plier inserts are available with straight- or angled cutting blades. They can be designed for angled cuts or straight cuts and are even available as replaceable triangular cuts. To cut metals, one side of the insert is machined as an edge and the other is designed to be the counter-holder (the anvil). Synthetic materials require a different cutting technology: Both sides of the insert are designed with an edge.

Type of plier insert	Part No.	Max. inserts opening mm (in)	Cutting angle *)	Cutting capacity - Ø **) mm (in)	Cutting geometry see below
for type P0181Z-C00					
I18C00	822306	3,2 (.13)	without angle	3 (.12)	A
I18C00H2	6950285	3,2 (.13)	without angle	3 (.12)	B
I18C00HK2	6950286	3,2 (.13)	without angle	3 (.12)	C
I18C25	6950133	3,2 (.13)	25	2,8 (.11)	A
I18C25H2	6950287	3,2 (.13)	25	2,8 (.11)	B
I18C25HK2	6950271	3,2 (.13)	25	2,8 (.11)	C
for type P0241Z-C00					
I24C00	807679	5 (.20)	without angle	2 (.08)	A
I24C00H2	6950288	5 (.20)	without angle	4,5 (.18)	B
I24C00HK2	826648	5 (.20)	without angle	4,5 (.18)	C
I24C21	807678	5 (.20)	21	3 (.12)	A
I24C21H2	6950289	5 (.20)	21	4,5 (.18)	B
I24C21HK2	807809	5 (.20)	21	3 (.12)	C
for type P0282X-C00, P0283X-C00					
I28C00	829827	9,5 (.37)	without angle	8 (.31)	A
I28C00H2	6950290	9,5 (.37)	without angle	8 (.31)	B
I28C00HK2	6950165	9,5 (.37)	without angle	8 (.31)	C
I28C30	826268	9,3 (.37)	30	8 (.31)	A
I28C30H2	6950291	9,3 (.37)	30	8 (.31)	B
I28C30HK2	829826	9,3 (.37)	30	8 (.31)	C
for type P1361Z-C00, P1362Z-C00					
I36C00	807681	14,5 (.57)	without angle	12 (.47)	A
I36C00H2	6950071	14,5 (.57)	without angle	12 (.47)	B
I36C00HK2	807389	14,5 (.57)	without angle	12 (.47)	C
I36C25	6950073	14,5 (.57)	25	12 (.47)	A
I36C25H2	6950072	14,5 (.57)	25	12 (.47)	B
I36C25HK2	807528	14,5 (.57)	25	12 (.47)	C
for type P0382X-C00, P0383X-C00					
I38C00	829830	15 (.59)	without angle	12,5 (.49)	A
I38C00H2	6950292	15 (.59)	without angle	12,5 (.49)	B
I38C00HK2	827204	15 (.59)	without angle	12,5 (.49)	C
I38C25	829829	11,5 (.45)	25	9 (.35)	A
I38C25H2	832172	11,5 (.45)	25	9 (.35)	B
I38C25HK2	827418	11,5 (.45)	25	9 (.35)	C
for type P0452Z-C00, P0452X-C00, P0453X-C00					
I45C00	807692	10,5 (.41)	without angle	9 (.35)	A
I45C00H2	6950214	10,5 (.41)	without angle	9 (.35)	B
I45C00HK2	6950137	10,5 (.41)	without angle	9 (.35)	C
I45C30	6950159	10,5 (.41)	30	9 (.35)	A
I45C30H2	6950293	10,5 (.41)	30	9 (.35)	B
I45C30HK2	801234	10,5 (.41)	30	9 (.35)	C

**) The stated value is just a theoretical figure, describing the max. diameter which can be inserted in the plier inserts. This value is derived from the geometrical dimensions and does not mean that the pliers are able to cut it. The max. cutting diameter depends on the material.

*) Cutting angle

We offer other special custom-made plier inserts to fit your application.



Cutting geometry

A	B	C
<p>Application: Plastics, copper, soft aluminium, small cross-sections, steel</p> <p>Characteristics: Both jaw inserts made from hardened material, upper jaw has a sharp edge, lower jaw is flat (no edge)</p>	<p>Application: H2 Hard, reinforced plastics (GFK), steel (limited), reinforced cooper, larger cross-sections</p> <p>Characteristics: Both jaw inserts made from hardened material, both jaws have an edge in V-form</p>	<p>Application: HK2 Hard, reinforced plastics (GFK), reinforced copper, larger cross-sections, for flush cuts</p> <p>Characteristics: Both jaw inserts made from hardened material, both jaws have a sharp edge</p>

PLIERS - for Mounting of CLIC-, Hose-, COBRA- or Spring Clamps

Pliers to mount clamps - for the industrial use for example in mass-production, in the automotive industry, in machine building industry, in the appliance industry as well as in maintenance and assembly departments

Model	Part No.	Width of clamp mm (in)	Insert opening, adjustable	Max. opening width mm (in)	Min. closing width mm (in)	Weight (with plier insert) kg (lbs)	I.D. of air inlet hose mm (in)
Pliers for CLIC-clamps							
• With safety lever							
• With integrated plier inserts							
P0383X-P00-I90CL06	8215721A	6 (.24)	yes	20 (.63)	2,5 (.10)	0,75 (1.65)	6 (.24)
P0383X-P00-I90CL08	8215721B	8 (.31)	yes	20 (.63)	2,5 (.10)	0,75 (1.65)	6 (.24)
Pliers for hose-clamps							
• With safety lever							
• With integrated plier inserts							
For hose clamps: dia. up to 50 mm (1.97 in)							
P0383X-S00-I90R08	8298331B	7,5 (.30)	yes	13 (.51)	0,8 (.03)	0,65 (1.43)	6 (.24)
P0384X-S00-I90R10	8298331C	10 (.39)	yes	13 (.51)	0,8 (.03)	0,75 (1.65)	6 (.24)
For hose clamps: dia. 50 mm up to 100 mm (dia. 1.97 in up to 3.94 in)							
P0451X-S00-I90R	8074721B	-	yes	12 (.47)	0,8 (.03)	1,0 (2.20)	6 (.24)
P0452X-S00-I90R	8074731A	-	yes	12 (.47)	0,8 (.03)	1,2 (2.65)	6 (.24)
Pliers for COBRA-clamps							
• With safety lever							
• With integrated plier inserts							
P0383X-P00-I90CO	6061212A	9 (.35)	yes	23 (.91)	6,5 (.26)	0,6 (1.32)	6 (.24)
Pliers for spring-clamps							
• With safety lever							
• With integrated plier inserts							
For spring clamps: dia. up to 50 mm (1.97 in)							
P0383X-P00-IFE	8247811A	-	yes	62 (2.44)	5 (.20)	0,75 (1.65)	6 (.24)
For spring clamps: dia. 50 mm up to 100 mm (dia. 1.97 in up to 3.94 in)							
P0452X-P00-IFE	8074741A	-	yes	70 (2.80)	5 (.20)	1,25 (2.76)	6 (.24)

Specifications at 90 psi (6,3 bar).



P0383X-P00-I90CL08



P0383X-S00-I90R08



P0383X-P00-I90CO



P0383X-P00-IFE

Clamps:	CLIC-clamp	Hose-clamp	COBRA-clamp	Spring-clamp



P0383-P00-I90CO



P0383X-P00-IFE

Advantages:

- high power, maximal squeeze force up to 4 500 N
- simple operation
- highly durable

SAWS - Jig Saws, Chain Saw

Jig Saws - for hand-guided cutting of different materials, especially metals and plastics e.g. in the machine building or in the wood-fabricating industry



PPP35AX

Model	Part No.	Power output kW (hp)	Strokes per min. (no load) min ⁻¹ (rpm)	Stroke of saw blade mm (in)	Max. length of saw blade mm (in)	Dimensions of saw blade (standard equipment) mm (in)	I.D. of air inlet hose mm (in)	Weight (without clamping device) kg (lbs)
-------	----------	-------------------------	--	--------------------------------	-------------------------------------	--	-----------------------------------	---

Jig saw - for cutting of metal- and plastic components

- For the cutting of supports, pipes, cables
- The saw can be equipped with an integrated clamping device which allows deeper cutting - up to 300 mm (11.81 in).
- Integrated speed regulator assures perfect and constant cutting conditions

PPP35AX	830503A	1,1 (1.48)	380	68 (2.68)	350 (13.78)	300x27x1,6 (11.81x1.06x.06)	19 (.75)	9,0 (19.84)
---------	---------	------------	-----	-----------	-------------	--------------------------------	----------	-------------

Specifications at 90 psi (6,3 bar).



SS150-280BX

Model	Part No.	Power output kW (hp)		Strokes per min. (no load) min ⁻¹ (rpm)	Stroke of saw blade mm (in)	Max. length of saw blade mm (in)	Dimensions of saw blade (standard equipment) mm (in)	I.D. of air inlet hose mm (in)	Weight (without clamping device) kg (lbs)
		air pressure 65 psi (4,5 bar)	air pressure 90 psi (6,3 bar)						

Jig saw - for cutting in potentially explosive environments

- All-metal jig saw primarily for use in potentially explosion hazardous environments (mining)
- The saw can be equipped with an integrated clamping device which allows deeper cutting - up to 300 mm (11.81 in).
- Integrated speed regulator assures perfect and constant cutting conditions

SS150-280BX	6060835A	0,9 (1.21)	1,5 (2.01)	280 *	68 (2.68)	400 (15.75)	300x27x1,6 (11.81x1.06x.06)	19 (.75)	10,8 (23.81)
-------------	----------	------------	------------	-------	-----------	-------------	--------------------------------	----------	--------------

*) Recommended number of cycles for cutting of steel of class 11 with cutting speed 27 m/min: 200 min⁻¹.
Specifications at 90 psi (6,3 bar).

Chain saw - for the cutting of different materials for varying applications in heavy-duty 24/7 industrial operations, such as the machine building- or in the wood-fabricating industry; the saw can also be used in explosion hazardous environments



SH150-180BX

Model	Part No.	Power output kW (hp)	Speed (no load) min ⁻¹ (rpm)	Max. length of chain bar mm (in)	Max. cutting diameter mm (in)	I.D. of air inlet hose mm (in)	Weight without air connection kg (lbs)
-------	----------	-------------------------	---	-------------------------------------	----------------------------------	-----------------------------------	--

Chain saw - ATEX-compliant IM2cXIIGcIIBT4 (130°C) X

- Chain saw - for a 24/7 operation in both industrial- and manual operations, such as machine building, the wood-fabricating industry and even for the use in potentially explosive environments
- High power output, high cutting speed
- With integrated hand-safety, safety chain brake
- Automatic chain lubrication
- Possible motor speed regulation by lever
- Simple to operate and maintain

SH150-180BX	6061125A	1,5 (2.01)	18 000	350 (13.78)	340 (13.39) one side 690 (27.17) both sides	16 (.63)	7,6 (16.75)
-------------	----------	------------	--------	-------------	--	----------	-------------

Operating pressure - NON EX-area: 90 psi (6,3 bar)
Operating pressure - EX-area: 58 psi (4 bar)



Advantages:

- for industrial application
- highly durable
- high cutting speed
- robust
- user friendly and power



PPP35AX



SH150-180BX

EXPLOSIVE ENVIRONMENT AIR TOOLS - ATEX-compliant

Impact tools - for the quick and low-fatigue tightening & loosening of screws from M10 to M36; these impact tools are specially well-suited for the tightening of screws in the assembly and maintenance sector, which may also be located in explosive hazardous environments

Model	Part No.	For screw	Max. torque capability Nm	Speed (no load) min ⁻¹ (rpm)	Impacts Hz	Square drive size in	I.D. of air inlet hose mm (in)	Weight without air connection kg (lbs)
Impact tools - with pistolgrip - ATEX-compliant IM2cXII2GDcIICT6(80°C)X, without 3-step torque adjustment								
• Safety lever / trigger								
SMP026-1/2"ZEX	6061104A	M10 - M16	260	10 000	14	1/2"	10 (.39)	2,3 (5.07)
SMP068-3/4"ZEX	6061097A	M14 - M24	680	6 500	14	3/4"	10 (.39)	4,0 (8.82)
SMP140-3/4"XEX	6061105A	M16 - M30	1 400	4 600	14	3/4"	16 (.63)	8,7 (19.18)
Impact tool - inline design with fistgrip - ATEX-compliant IM2cXII2GDcIICT6(80°C)X, without 3-step torque adjustment								
• Safety lever								
SMS210-1"XEX	6061106A	M20 - M36	2 100	3 600	11	1"	16 (.63)	10,5 (23.15)
Impact tool - inline design with fistgrip - ATEX IM2cXII2GDcIIBT5(100°C)X, 3-step torque adjustment								
• Trigger								
• Maximum power - maximum efficiency - ideal for repetitive production e.g. in the automotive industry								
• The special robust construction of our impact tools assures a reliable operation in industrial areas with 24/7 operations.								
SMS265-1"ZAEX	6061222B	M24 - M45	2 650	6 000	13	1"	16 (.63)	15,2 (33.51)



SMP026-1/2"ZEX



SMS210-1"XEX



SMS265-1"ZAEX

Specifications at 90 psi (6,3 bar).

3-step torque adjustment

Our impact tools are equipped with a 3-level power limiter, where the first setting is the max. torque, the second setting reduces the torque to 50% and the third setting corresponds to 30% of the max. torque.

Rock drills - for manual drilling equipped with a drill bit (not supplied with the tool), for soft- and semisolid soil, slate, clay, or other soft rocks located in explosive hazardous environments

Model	Part No.	Power output W (hp)	Speed (no load) min ⁻¹ (rpm)	Max. Ø of the core drill mm (in)	Recommended Ø of core drill mm (in)	I.D. of air inlet hose mm (in)	I.D. of water inlet hose mm (in)	Weight without air connection kg (lbs)
Rock drill, right rotated - ATEX-compliant IM2cXII2GDcIICT6(80°C)X								
• Safety lever								
• The machine incorporates a central water-flush features that reduces the dust generation caused by drilling.								
DP220-011BXOEX	6061107A	2 200 (2.95)	1 100	42 (1.65)	38-42 (.50-1.65)	19 (.75)	6 (.24)	7,6 (16.75)
Rock drill, Worldwide First Turbine Drill for Potentially Explosive Environments - IM2cXII2GDcIICT6(80°C)XIM2c								
• Right rotated								
• Safety lever								
• This is a worldwide innovation where the first of our drills is equipped with a turbine drive. The drill does not require airline lubrication (oilfree!).								
• This tool outputs an enormous torque of 45 Nm (400 in.lbs.) at maximum power! The innovative regulator of this drill guarantees an extreme long lifespan. The total weight of the drill is only 8.7 kg (19 lbs.) and therefore the power-to-weight ratio is an advantage!								
DPT450-011BXOEX	6061253A	4,5 (6.00)	1 100	42 (1.65)	38-42 (.50-1.65)	19 (.75)	-	8,7 (19.18)



DP220-011BXOEX



DPT450-011BXOEX

Specifications at 90 psi (6,3 bar).

DEPRAG offers a straight saw of type SS 150-280BX and a chain saw of type SH150-180BX, which conform to the highest requirements for tools used in explosion hazardous environments; more information about our saws can be found on the page 30.



SMP085-1/2"ZAEX

SMP068-3/4"ZEX

DP220-011BXOEX

SH150-180BX

Advantages:

- ATEX-compliant
- can be used in a hazardous environment (explosion-proof area)
- enhanced safety features
- simple operation
- highly durable

OTHER AIR TOOL - Files, Air assembly tool, End-of Arm-Tooling for Grinding/Polishing

DEPRAG CZ a.s. offers specially adapted tools for your particular application. Please contact our product specialists if you cannot find a suitable tool.

Air file - for deburring, filing, fine grinding and lapping; in mold making, fixture- and apparatus construction and in foundries; ideal for industrial and production filing applications on steel, aluminum, brass, wood and other materials.



FS905-630BY

Model	Part No.	Stroke speed (no load) min ⁻¹ (rpm)	Stroke length mm (in)	File shank size mm (in)	I.D. of air inlet hose mm (in)	Weight without air connection kg (lbs)
-------	----------	--	--------------------------	----------------------------	-----------------------------------	---

Hand files

- Fast, efficient filing, sanding and deburring tool - weight reduced by half for comfortable operation over long periods of time.
- A simple and fast exchange of the file
- DEPRAG offers as optional accessories 4 various files - rat tail file, triangular taper file, half round file, flat leaf file

FS905-630BY	6061238A	6 300	9 (.35)	5 (.20)	6 (.24)	0,5 (1.10)
FS404-900BU	6061293A	9 000	4 (.16)	3 (.12)	6 (.24)	0,4 (.88)
FS911-370BU	6061407A	3 700	9 (.35)	6,5 (.25)	6 (.24)	1,1 (2.20)

Specifications at 90 psi (6,3 bar).

Air assembly tool for mounting of plastic rivets - for mounting of plastic rivets in electrical engineering industry or for mounting of cable trays



WP361-045BZA-077/150

Model	Part No.	Diameter/Active length of plastic rivet mm (in)	Max. work stroke mm	Pressure force N	I.D. of air inlet hose mm (in)	Weight without air connection kg (lbs)
-------	----------	--	------------------------	---------------------	-----------------------------------	---

Air assembly tool for insertion of plastic rivets

Applications: Assembly of cable trays, insertion of plastic rivets in electrical engineering industry, insertion of rivets in production of white goods etc. Air assembly tool is especially well-suited for the use in mass production, where an operator is exposed to sustained, long-lasting and monotonous handling. This air tool is designed to reduce your production efforts by greatly reducing cycle times. The assembly tool is specifically designed for the insertion of specific plastic connection rivets.

WP361-045BZA-077/150	6061261A	7,7/15 (3.03/59)	45 (1.77)	610	10 (.39)	1,2 (2.65)
----------------------	----------	------------------	-----------	-----	----------	------------

Specifications at 90 psi (6,3 bar).



Application-extension of this tool can be adjusted depending on the dimensions of plastic rivet.

Advantages:

- robust
- reliable
- highly durable
- simple operation



WP 361-045BZA-077/150



FS 905-630BY

ACCESSORIES / MAINTENANCE & SERVICE FOR AIR TOOLS

Our service offering goes beyond the selection of a suitable tool. The performance and longevity of our tools also depends on using the correct air connections, air distribution throughout the facility and regular maintenance. The operator's comfort while using our tools is influenced by selecting the correct accessories. All this is a part of our product offering and technical consultation by a technical advisor.

Accessories for air tools

- Collets, integrated sockets for impact tools, carbide burrs
- Inserting tools (chisels) for air hammers
- Maintenance units - combination filter / lubricator
- Balancers
- Polyurethan spiral hoses
- Quick connect couplers
- Air Plugs
- Hose nozzles
- Hose connectors
- Reducers
- Double-threaded connectors
- Flow distributors
- Lubrication oil
- Blow guns (pistolgrip)
- Power limeters
- Other accessories



Maintenance & service of air tools DEPRAG INDUSTRIAL

- Service and support
- Highest requirement for quality, precision and longevity
- Lowest cost for repairs compared to electric tools
- Shortest deliveries for repaired tools

The air tools offered by DEPRAG INDUSTRIAL have some of the highest reputation on the market due to our never-ending technical developments that are important to keep the cost for maintenance and repair to the lowest possible level.

Our tools fulfill the highest requirements in regards to quality, precision and longevity.

DEPRAG has a full line of service and support offering.

We offer an individual training program, which is targeted to your particular application and the air tools you use. DEPRAG incorporates its own service center that includes a complete repair facility for all our products. An extensive inventory of spare parts guarantees a fast response capability.

Whether at your or at our facility; we will adapt our service to fit your needs.

ADVANTAGES OF INDUSTRIAL AIR TOOLS

The main advantage of the airmotor is its high performance density, which is only about 1/5th of the mass or 1/3rd of the size of an electric motor with a comparable performance. Due to this advantage, an air-motor is the preferred drive for power tools.

■ Power Characteristics

The power output performance of the air-motor is virtually constant over broad speed ranges. It can also be operated in a wide field of alternating loads. The power output can be easily adjusted by changing the operating-pressure and the speed is perpetually variable by the reduction of the air volume.

■ Load Capacity

The air-motor can easily be loaded to a full stand-still; it even tolerates a negative turn direction if the load is increased. The motor always reaches its full power output and there will be no damage to the motor!

■ Temperature behavior

Expanding air cools the motor when the load is increased. Only when idling, a rise in temperature may occur. The motor is therefore temperature insensitive and overheating through over-load is practically impossible.

■ Exhaust

The noise generated by the exhaust air is reduced by a specialized silencer. Additionally, the exhaust air is directed away from the operator through a coaxial pressure/exhaust-hose.

■ Vane Motor

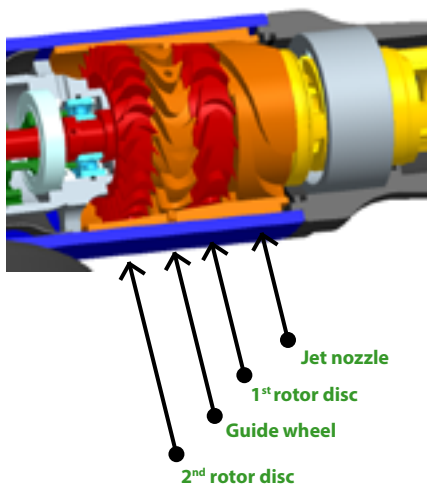
All vane motors essentially consist of the rotor, which circulates in an eccentrically offset perforation of the rotor cylinder. Because of this eccentrically offset perforation, the vanes form working chambers, the volume of which increase in the turn direction. Because of the expansion of the compressed supply air, the pressure energy is converted into kinetic energy and therefore results into the rotation of the rotor.

■ Turbine Motor

Our turbine motors offer the ideal drive solution for high speed ranges. From turbine design and prototype production up to a series manufacturing, a tailor-made motor solution is available for your individual application.

Structure and function of the DEPRAG Turbine:

Conversion of pressure energy to kinetic energy in the jet nozzle. Most of the kinetic energy is transformed within the first rotor disc. The fixed guide wheel alters the air flow. The residual energy is transformed in the second rotor disc. The turbine is a turbo machine, which does not need tangential sealing. Turbine operates with oil-free air, therefore causes absolutely no wear. Turbo machines use pneumatic energy optimally, which reduces the air requirements to 1/3rd when compared with a standard vane motor. The performance-to-weight ratio (kg/kW) is only half as large.



AIR TOOLS VS ELECTRIC TOOLS - ADVANTAGES OF AIR TOOLS

Air tools vs electric tools - advantages air tools

- Optimum power-to-weight ratio
- Work in polluted environments (air tools are damp- and dust resistant)
- Robust - highly durable, suitable for the use under extreme operational conditions
- No electric shock risk
- High starting torque
- No overheating
- Overload safe
- Compact and light weight
- Easy to maintain



AIR TOOLS DEPRAG INDUSTRIAL - APPLICATIONS

DEPRAG CZ a.s. offers professional tools for almost any application case.

Applications:

- Foundries
- Off-shore industry
- Automotive industry
- Machine building
- Steel building
- Ship building
- Aircraft building
- Building industry
- Mining, quarries
- Sculpture and fabricating
- Household goods
- Maintenance and assembly departments



OPERATING CONDITIONS FOR THE USE OF AIR TOOLS

Operating conditions for the use of air tools

Before connecting the air supply line to the machine, clean the air pipe and the air hose by slightly blowing air into the pipe/hose; this will remove any dirt particles. Make sure to wear your safety goggles! Verify that all air lines have a sufficient cross-section (as mentioned in technical specifications of our products) and that there are no throttled areas, bends or kinks. If the air supply line is longer than 2 meters, the next larger hose I.D. should be installed, to avoid a loss of power. Our tools should be operated with lubricated air only. Best results are achieved, when machine is lubricated with 1 – 2 drops of oil per 1m³. The air supply to the machine needs to be filtered. The maintenance unit, the valves and the silencers have to be selected according to the air consumption of the machine (mentioned in technical specifications of our products). Install components, which have a measurement that will limit the pressure drop – when measured from the maintenance unit to the machine – to less than 0.5 bar (7.25 PSI). Check flow-pressure directly on the machine. The pressure regulator needs to be adjusted to an airflow of (max.) 6.3 bar/90 PSI. A higher pressure leads to increased wear and tear. An air pressure below 6.3 bar reduces the power output and speed of the machine. It is necessary to ensure the quality of the compressed air at the required pressure, as well as the volume required for the respective air tools. When using oilfree air, a performance reduction occurs & maintenance requirements increase!

Connect the machine as follows:

- For standard operation, connect to a maintenance unit consisting of filter with water separator, pressure regulator and oiler.
- The standard filter efficiency for maintenance units is 25 µm. If a higher air quality is required, please use a filter insert with a higher filter efficiency.

With regard to air quality according to ISO 8573-1 we recommend:

	Class	Residual Dust		Residual Water		Residual Oil
		particle size µm	max. concentration mg/m ³	max. concentration g/m ³	pressure dew-point °C	content mg/m ³
Lubricated air	-/4/4	25	10	6	+3	5
Oil-free air	6/3/3	5 *)	5	0,88	-20	1

*) Filter grade 8 µm is sufficient for DEPRAG machines which are operated oilfree.

- Check regularly that the (measured) speed of the machine is not higher than specified on its tag (or in our technical specifications). Do not exceed the maximum allowable operating speed.
- Never remove factory installed guards from tools and ensure they are in good condition and properly adjusted (inspect regularly). Guards need to be correctly aligned to deflect sparks and debris away from the operator.
- Check that only abrasive products as specified by the manufacturer are used and are in good condition. Never exceed the maximum allowed radial speed of the abrasive material. The abrasive product must be designed for your tool and its application.
- Ensure that the abrasive product dimensions are compatible with the machine and that the abrasive product fits the spindle. An unsuitable product can produce excessive debris, dust, vibration and noise. Prior to operating the tool, make sure that the abrasive product is securely clamped.
- Verify that the abrasive product is not wobbling or loose prior to starting tool operation. Carefully idle the machine without applying any load.
- Always wear impact-resistant safety goggles, hearing protection, safety gloves and personal protective clothing - such as an apron and helmet.
- Schedule regular maintenance for your tools & the air supply with all its connections - coordinate your maintenance by considering the level of usage of your tools and the application where your tool is used.

RULES OF CONNECTING AIR TOOLS TO AN AIR DISTRIBUTION GRID

Rules of connecting air tools to an air distribution grid

- The compressed air entering the tool must be dry and clean
- Vane motors must be oiled, using a special air lubrication oil (see DEPRAG oil)
- Tooth- and turbine motors do not use air-line lubrication
- Tools should be used with maintenance units, consisting of filter, oiler and regulator
- Correctly choose a maintenance to ensure sufficient air flow
- The maintenance unit should be visibly installed for easy verification of the oil level and its overall functionality
- Use an air hose that has the correctly sized interior diameter (ID)
- Maximum recommended distance of a tool from its maintenance unit is 5 meters (use a hose with a larger ID for longer distances)



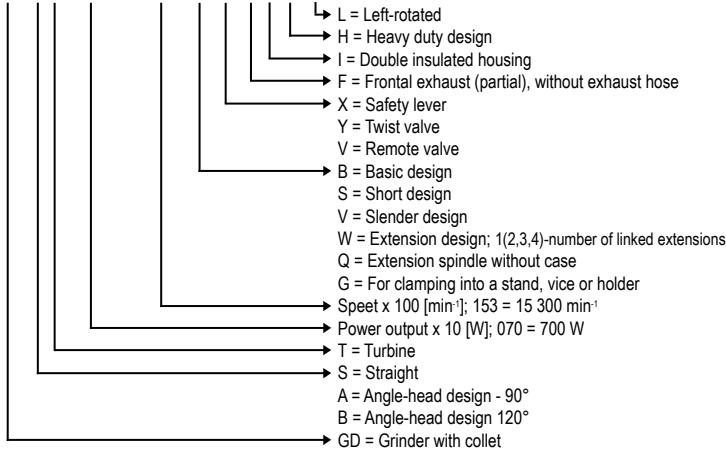
We offer a variety of air connection accessories. Our experienced sales staff can help you choose the correct connection to ensure the right performance of your DEPRAG tools. Please contact our product specialists!

TYPE KEY - PNEUMATIC TOOLS DEPRAG INDUSTRIAL

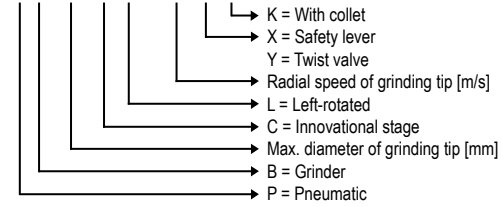
Type key - grinders / polishers

Grinders with Collet

GDST 070 - 153 B X F I H L

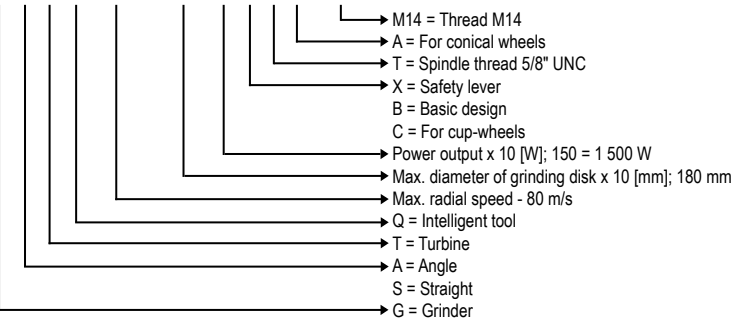


PB 35 C L - 45 Y K




Grinders with Grinding Wheel

GATQ 818 - 150 B X T A M14

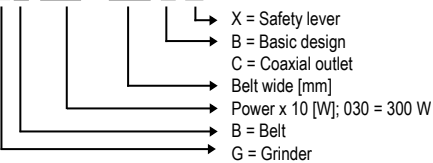


PBU 180 E - 80 X



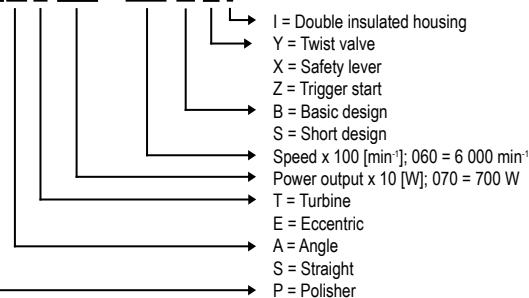
Belt Sanders

GB 030 - 013 B X

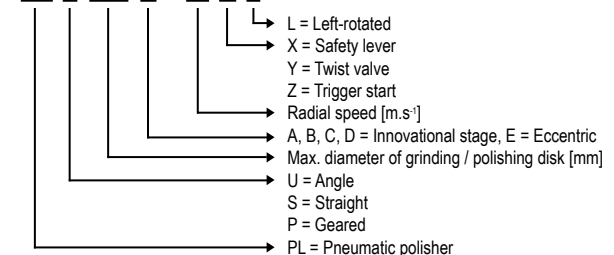


Polishers

PAT 070 - 060 B Y I



PLU 180 B - 80 X L



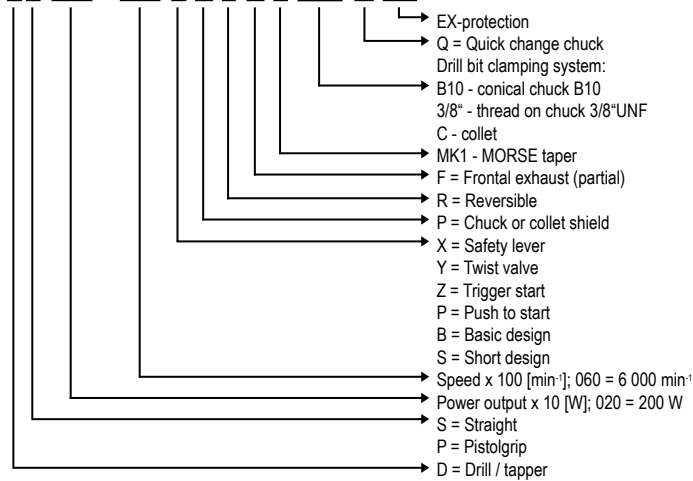
TYPE KEY - PNEUMATIC TOOLS DEPRAG INDUSTRIAL

Type key

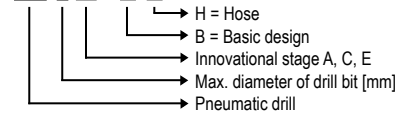
- drills / tappers / impact tools / saws / hammers / files / metal shears / needle scalers / pliers

Drills / Tappers

DS 020 - 060 B X P R F B10 Q EX

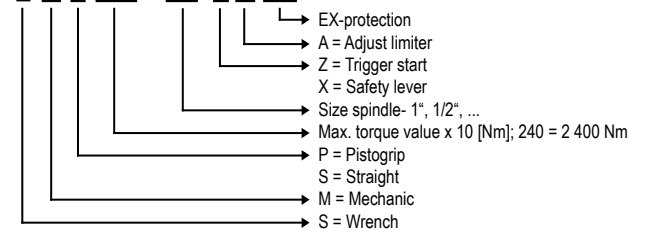


PV 6 A - B H



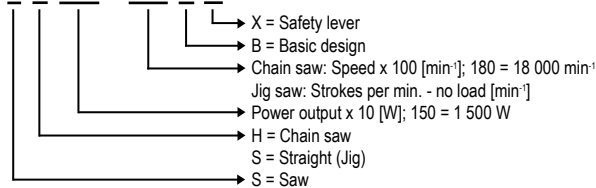
Impact tools

S M P 030 - 1/2" Z A EX

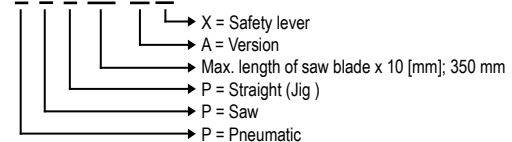


Saws - chain saw, jig saw

S H 150 - 180 B X

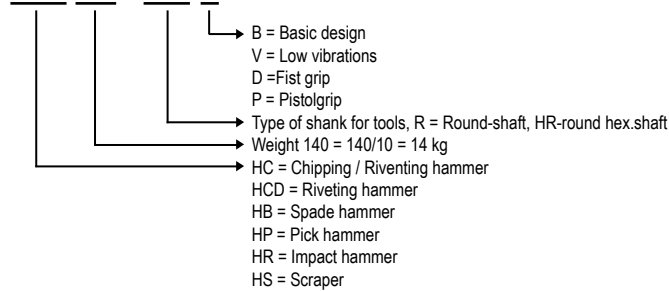


P P P 35 A X



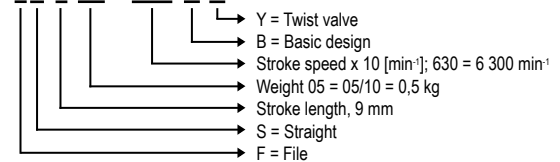
Hammers

HCD 140 - R14 V



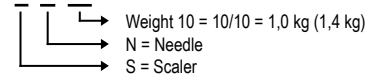
Files

FS 9 05 - 630 B Y



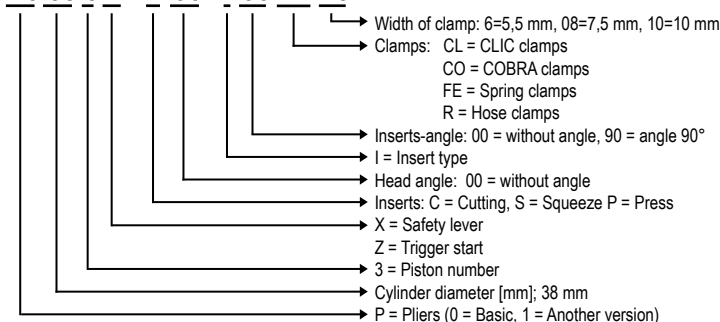
Needle scalers

S N 10



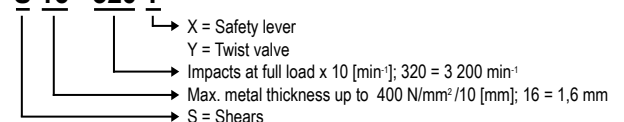
Pliers

P0 38 3 X - P 00 - I 00 CL 10



Metal shears

S 16 - 320 Y



havasis

ÇÖZÜMÜN İLK ADI

Mersinli 2823/1 No: 2/130 Konak / İzmir

ONLINE ALIŞVERİŞ

pahaliyaalma.com

KURUMSAL İLETİŞİM

havasis.com.tr



Sipariş & Danışma Hattı

0549 449 3535

Bursa Bölge

0530 060 1029

Ankara Bölge

0553 251 5537

İstanbul Bölge

0532 440 2191



Teklif & Ürün Bilgi

hemendene@havasis.com.tr

Kalibrasyon & Bakım Onarım Merkezi

servisdestek@kalibo.com.tr